

Simple.  
Fast.  
Save.  
Better.



**FLOTT** [felix] 2.0


The innovative machine vice

**WORLD FIRST**

HONORED

German  
Labor Safety Award  
2019

# FLOTT [felix] 2.0



## The new [felix] 2.0

- ▶ Patented clamping mechanism ensures clamping of the vice with one hand movement
- ▶ No unintentional banging or turning of the vice while using, therefore high labor safety (anti-twist function)
- ▶ Freely positionable on the worktable unrestricted mobility of the machine vice
- ▶ Short set-up time, fast clamping (time savings of up to 95% compared to conventional machine vices)
- ▶ Increased travel and vice span

## [felix] 2.0 explained in a nutshell

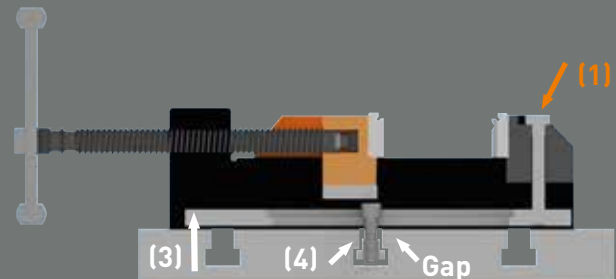


### Preparation

Insert the clamping rail [3] in the base body of the machine vice (if not preassembled), insert the external Hex screw [1] in the machine vice body and tighten it slightly.

After installation in the T-slot of the work table, the T-slot nut [4] should be able to be moved freely within the T-slot.

The machine vice can now be freely and safely positioned.



### Positioning & Fixation


Moving the vice to the desired position.

Tighten the external Hex screw [1] so that the clamping rail [3] rises and thus the T-slot nut [4] in the machine table is fixed tightly. This locks the vice and keeps it safe in place for operation.

### Anti-rotation device

The internal Hex screw [2] is in the elongated hole guided by wrench size.

In case of a clockwise rotation, the internal Hex screw [2] automatically tightens even more and thus secures the vice before turning further.




**[felix] 2.0 Easy and safe drilling operations – Thanks to the innovative machine vice by Felix Rówekammer.**

**The machine vice for freely adjustable clamping of the workpiece.**

**Simple, fast, secure and superior in use. With two hand movements the vice is clamped on the drilling machine table, precisely and safely adjusted.**



(felix) 80 2.0



(felix) 100 2.0



(felix) 120 2.0



(felix) 150 2.0

## Technical Specifications

### Flott [felix] 80 2.0

Jaw width (mm/inch)	80 / 3.15
Span (mm/inch)	0 - 120 / 0 - 4.72
Jaw height (mm/inch)	28 / 1.1
Travel (mm/inch)	150 / 5.9
Weight (kg/lb)	11,6 / 25.57
Dimensions (mm/inch)	95x280x78 / 3.74x11.02x3.07
<b>Order no.</b>	<b>281.140</b>

### Flott [felix] 100 2.0

Jaw width (mm/inch)	100 / 3.94
Span (mm/inch)	0 - 135 / 0 - 5.31
Jaw height (mm/inch)	32 / 1.26
Travel (mm/inch)	165 / 6.49
Weight (kg/lb)	12,8 / 28.22
Dimensions (mm/inch)	122x340x85 / 4.80x13.39x3.35
<b>Order no.</b>	<b>281.141</b>

### Flott [felix] 120 2.0

Jaw width (mm/inch)	120 / 4.72
Span (mm/inch)	0 - 168 / 0 - 6.61
Jaw height (mm/inch)	40 / 1.57
Travel (mm/inch)	200 / 7.87
Weight (kg/lb)	20,3 / 44.75
Dimensions (mm/inch)	140x400x102 / 5.51x15.75x4.02
<b>Order no.</b>	<b>281.142</b>

### Flott [felix] 150 2.0

Jaw width (mm/inch)	150 / 5.91
Span (mm/inch)	0 - 200 / 0 - 7.87
Jaw height (mm/inch)	40 / 1.57
Travel (mm/inch)	220 / 8.66
Weight (kg/lb)	32,4 / 71.43
Dimensions (mm/inch)	170x451x103 / 6.69x17.76x4.06
<b>Order no.</b>	<b>281.143</b>

## Standard equipment

- ▶ Prism jaws with shoulder and horizontal and vertical holding recesses to clamp a wide range of workpieces
- ▶ Hardened and precision ground clamping jaws
- ▶ No additional clamping devices necessary

**WORLD FIRST**

**High Quality –  
made in Germany  
since 1854.**



**Customer Service via WhatsApp**  
It couldn't be easier  
Phone: +49 (162) 18 54 000

**FLÖTT**  
Werkzeugmaschinen

**Arnz FLOTT GmbH**  
**Werkzeugmaschinen**

Vieringhausen 131  
42857 Remscheid | Germany  
Phone +49 2191 979-0  
Fax +49 2191 979-222  
info@flott.de  
www.flott.de