



**BRUSHLESS**

**narex**

PRODUCT CATALOG 2023



## ***Narex through the Generations***

The driving thought behind the development and manufacture of all our tools is always the desire to fulfil the needs of our customers. That is one of the reasons Narex tools have retained their popularity through the generations. They are renowned for their long life, high quality, and safety.

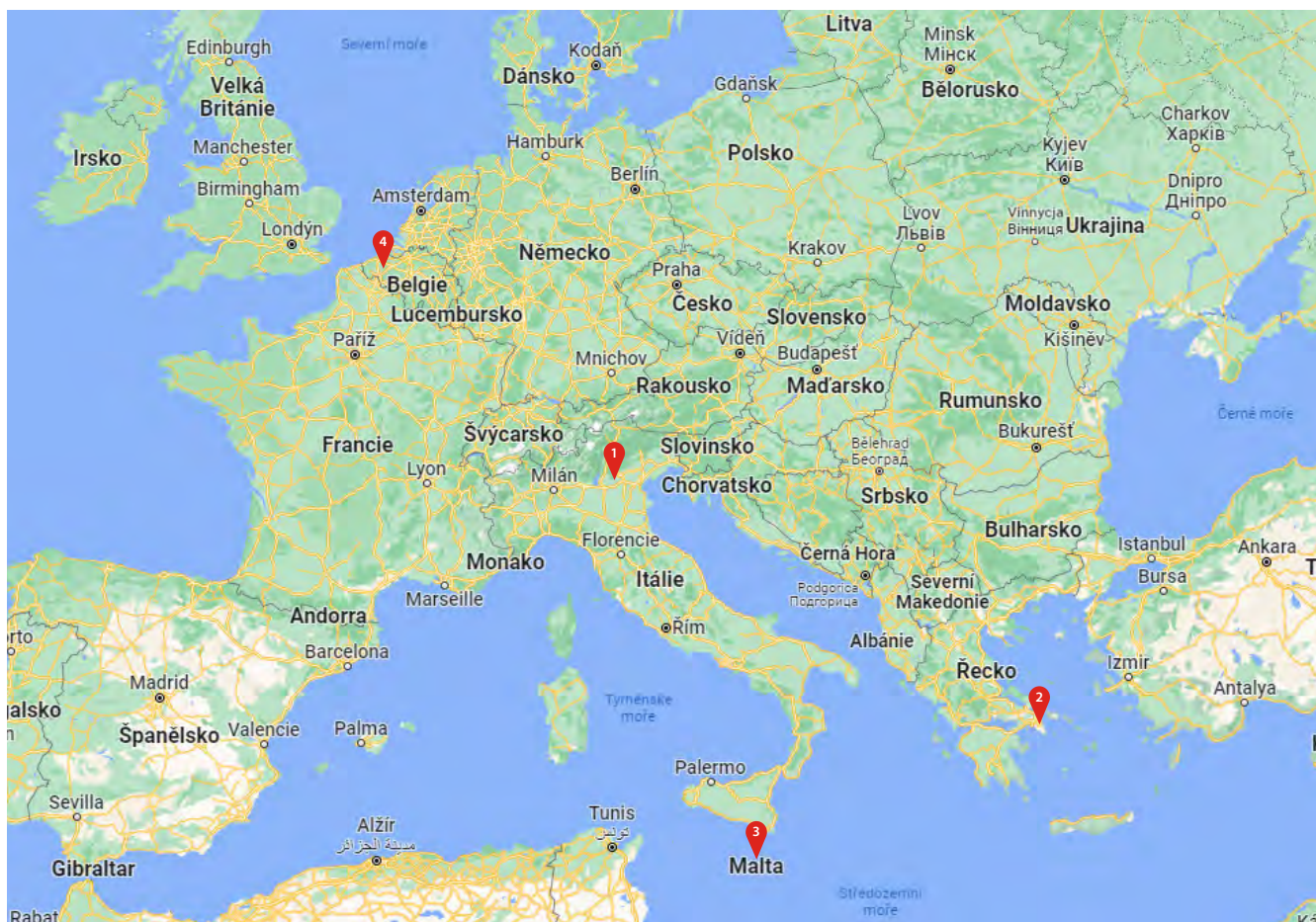
But we work tirelessly to live up to this reputation. And we succeed in doing so in part thanks to our precise methodology - from development and prototyping to production audits, to final testing and feedback. The latter in particular is crucial so that we can learn more, continuously improve our products, and create tools fit for future generations.

*Traditional brand | 80 years on the market | Czech and Slovak team | Over 400 dealers in Czechia and Slovakia |  
Professional service Long availability of spare parts | Over 100 machines, 1,000 accessories |  
3,000 spare parts | Consulting in tools, servicing, and spare parts*

### **Narex s.r.o.**

Chelčického 1932, 470 01 Česká Lípa / Czech Republic / Phone: +420 481 645 471-2, +420 481 645 227 /  
E-mail: narex@narex.cz / www.narex.cz

## SALES OUTLETS OF FOREIGN SELLERS



**1 BORGIA ITALIA srl**  
Via Monte Ortigara 27/a  
36073 Cornedo Vicentino  
Phone: +445 480 220  
acquisti@borgitalia.it  
**Italy**

**2 Hellenic Tool Center**  
Driadon str. 4, 14122  
Neo Iraklio  
Phone: 697 7485988  
E-mail: p.megas@festool.gr  
**Greece**

**3 C&C Technique Ltd**  
Marina Milling Complex  
Marsa Industrial Estate  
3000 Marsa  
Phone: +35 625607126  
wayne.camilleri@cctechnik.com.mt  
**Malta**


**4 VAMATEC**  
De Tonne (Ind Zone 5) 89-91  
9800 Deinze  
Phone: +32 496260539  
magazijn@vamatec.be  
**Belgium**



## ◀ IN THE KNOW ON TOOLS SINCE 1943 ▶

*You can find our blue-orange tools in nearly every Czech or Slovak workshop. We began writing their history more than 80 years ago back home in Česká Lípa.*

1943	1946	1947	1961	1968	1975	1983-1987	1989	1991
<p>The Elmowerk IV factory on Moskevská Street releases its first drills which are sold under the name EV 210 even 10 years later.</p> <p>The factory is owned by Siemens Schuckertwerke A.G. based in Berlin.</p>	<p>In May the factory becomes a part of state enterprise Elektro-Praha in Prague.</p> <p>It goes on to manufacture 21,000 power tools, including mining drills powered by a 3-phase motor, which remain in production until the start of the 1990s.</p>	<p>The factory becomes part of state enterprise ČKD Praha.</p> <p>The portfolio expands with the manufacture of fans, dental model trimmers and dental chairs, as well as compressors and commutators for small electric motors.</p>	<p>The factory passes to state enterprise Nářadí Praha (later Narex Praha) as the 70<sup>th</sup> factory. It remains in its ownership until November 1990.</p>	<p>Beginning of the 1<sup>st</sup> stage of construction of a new factory on Chelčický Street. It is completed in 1971.</p> <p>The product range expands with the addition of 23 mm Ø and 32 mm Ø drills, as well as drill attachments and stands for hobbyists. These are also manufactured for Bosch in Germany.</p>	<p>The beginning of production of the first ever drill with an all-plastic housing made from two separate halves, designated EV 508 D, or EC 508 D with hammer action.</p>	<p>2<sup>nd</sup> stage of construction of the factory on Chelčický Street.</p> <p>1985 marks the start of production of EV 16 and EV 16-25 drills and EZ 12-5 tappers; 1986 brings the EBU 15 and EBO 10 grinder and 1987 the popular EPK 16 circular saw and the much anticipated EVK 28-5 and EVK 35-5 hammers for the construction industry.</p>	<p>The factory becomes a manufacturing firm within state enterprise Narex Praha.</p> <p>Conclusion of the 3<sup>rd</sup> stage of construction on Chelčický Street, which then houses all production. The portfolio expands with MP150 drills with a 750 W motor which feature smooth electronic speed regulation.</p>	<p>A joint-stock company named Narex Česká Lípa, a.s. is founded on 1 January 1991</p> <p>At first, the only stock holder is the state.</p>



1993	1994	2002	2013	2016	2017	2018	2021	2022
<p>A daughter company, Narex Slovakia s.r.o. is founded on 1 April in Žilina.</p> <p>The company enters a long-term partnership with German firm Festo KG from Esslingen.</p>	<p>At the end of the year, the majority of stocks is acquired by German company Festo Tooltechnic Beteiligungen GmbH.</p>	<p>A new line of drills, versions F and E, enter production as a successor to the timeless machines built around model EVP 13 C-2H3.</p>	<p>Narex expands its product portfolio with the addition of the first magnetic drill EVM 32 and introduces the third generation of advanced cordless equipment.</p>	<p>The company's successful long-running side project focusing on electric chainsaws is supplemented by the addition of high-speed models.</p>	<p>A new centralised Narex service centre is established.</p> <p>Narex introduces the most compact angle grinders and most powerful impact wrenches on the world market.</p>	<p>Narex introduces the first hybrid screwdriver in the world – the AS 37-Li HYBRO.</p>	<p>Introduction of the unique 60 V BRUSH-LESS cordless angle grinders.</p>	<p>Narex introduces a new product line called Camouflage.</p>

## ◀ CORDLESS 60 V ANGLE GRINDERS ▶



TYPE	VOLTAGE	CELL CAPACITY	No.	PAGE
ABU 125-600 B Basic Box <b>BRUSHLESS</b>	60 V	Only basic machine	65 405 678	<b>3</b> -year warranty <b>20</b>
ABU 125-600 B Basic (T-Loc) <b>BRUSHLESS</b>	60 V	Only basic machine	65 405 679	<b>3</b> -year warranty -
ABU 125-610 B (T-Loc) <b>BRUSHLESS</b>	60 V	1× 3.0 Ah Li-Ion (= 18 V 10 Ah)	65 405 681	<b>3</b> -year warranty -
ABU 125-620 B (T-Loc) <b>BRUSHLESS</b>	60 V	2× 3.0 Ah Li-Ion (= 18 V 20 Ah)	65 405 682	<b>3</b> -year warranty -
ABU 150-600 3B Basic Box <b>BRUSHLESS</b>	60 V	Only basic machine	65 405 684	<b>3</b> -year warranty <b>22</b>
ABU 150-600 3B Basic (T-Loc) <b>BRUSHLESS</b>	60 V	Only basic machine	65 405 685	<b>3</b> -year warranty -
ABU 150-610 3B (T-Loc) <b>BRUSHLESS</b>	60 V	1× 3.0 Ah Li-Ion (= 18 V 10 Ah)	65 405 687	<b>3</b> -year warranty -
ABU 150-620 3B (T-Loc) <b>BRUSHLESS</b>	60 V	2× 3.0 Ah Li-Ion (= 18 V 20 Ah)	65 405 688	<b>3</b> -year warranty -
ABU 230-600 B Basic Box <b>BRUSHLESS</b>	60 V	Only basic machine	65 405 690	<b>3</b> -year warranty <b>24</b>
ABU 230-600 B Basic (T-Loc) <b>BRUSHLESS</b>	60 V	Only basic machine	65 405 691	<b>3</b> -year warranty -
ABU 230-610 B (T-Loc) <b>BRUSHLESS</b>	60 V	1× 3.0 Ah Li-Ion (= 18 V 10 Ah)	65 405 693	<b>3</b> -year warranty -
ABU 230-620 B (T-Loc) <b>BRUSHLESS</b>	60 V	2× 3.0 Ah Li-Ion (= 18 V 20 Ah)	65 405 694	<b>3</b> -year warranty -

## ◀ CORDLESS IMPACT DRIVERS, 60 V ▶



TYPE	VOLTAGE	CELL CAPACITY	No.	PAGE
ASP 600-2B Basic Box <b>BRUSHLESS</b>	60 V	Only basic machine	65 405 314	<b>3</b> -year warranty <b>28</b>
ASP 600-2B Basic (T-Loc) <b>BRUSHLESS</b>	60 V	Only basic machine	65 405 315	<b>3</b> -year warranty -
ASP 610-2B (T-Loc) <b>BRUSHLESS</b>	60 V	1× 3.0 Ah Li-Ion (= 18 V 10 Ah)	65 405 853	<b>3</b> -year warranty -
ASP 620-2B (T-Loc) <b>BRUSHLESS</b>	60 V	2× 3.0 Ah Li-Ion (= 18 V 20 Ah)	65 405 854	<b>3</b> -year warranty -

## ◀ CORDLESS IMPACT WRENCHES, 60 V ▶



TYPE	VOLTAGE	CELL CAPACITY	No.	PAGE
ASR 600-35B Basic Box <b>BRUSHLESS</b>	60 V	Only basic machine	65 405 320	<b>3</b> -year warranty <b>30</b>
ASR 600-35B Basic (T-Loc) <b>BRUSHLESS</b>	60 V	Only basic machine	65 405 322	<b>3</b> -year warranty -
ASR 610-35B (T-Loc) <b>BRUSHLESS</b>	60 V	1× 3.0 Ah Li-Ion (= 18 V 10 Ah)	65 405 849	<b>3</b> -year warranty -
ASR 620-35B (T-Loc) <b>BRUSHLESS</b>	60 V	2× 3.0 Ah Li-Ion (= 18 V 20 Ah)	65 405 850	<b>3</b> -year warranty -
ASR 600-3MTB Basic Box <b>BRUSHLESS</b>	60 V	Only basic machine	65 405 696	<b>3</b> -year warranty <b>32</b>
ASR 600-3MTB Basic (T-Loc) <b>BRUSHLESS</b>	60 V	Only basic machine	65 405 697	<b>3</b> -year warranty -
ASR 610-3MTB (T-Loc) <b>BRUSHLESS</b>	60 V	1× 3.0 Ah Li-Ion (= 18 V 10 Ah)	65 405 699	<b>3</b> -year warranty -
ASR 620-3MTB (T-Loc) <b>BRUSHLESS</b>	60 V	2× 3.0 Ah Li-Ion (= 18 V 20 Ah)	65 405 700	<b>3</b> -year warranty -
ASR 600-3HTB Basic Box <b>BRUSHLESS</b>	60 V	Only basic machine	65 405 328	<b>3</b> -year warranty <b>34</b>
ASR 600-3HTB Basic (T-Loc) <b>BRUSHLESS</b>	60 V	Only basic machine	65 405 330	<b>3</b> -year warranty -
ASR 610-3HTB (T-Loc) <b>BRUSHLESS</b>	60 V	1× 3.0 Ah Li-Ion (= 18 V 10 Ah)	65 405 851	<b>3</b> -year warranty -
ASR 620-3HTB (T-Loc) <b>BRUSHLESS</b>	60 V	2× 3.0 Ah Li-Ion (= 18 V 20 Ah)	65 405 852	<b>3</b> -year warranty -






## ◀ CORDLESS DRILL DRIVERS, 20 V ▶



TYPE	VOLTAGE	CELL CAPACITY	No.	PAGE
ASV 200-2 Basic Box	20 V	Only basic machine	65 405 290	<b>3</b> -year warranty <b>43</b>
ASV 202-2	20 V	2× 2.0 Ah Li-Ion	65 405 291	<b>3</b> -year warranty <b>42</b>
ASV 200-2B Basic Box <b>BRUSHLESS</b>	20 V	Only basic machine	65 405 298	<b>3</b> -year warranty <b>39</b>
ASV 202-2B <b>BRUSHLESS</b>	20 V	2× 2.0 Ah Li-Ion	65 405 299	<b>3</b> -year warranty <b>38</b>
ASV 203-2B <b>BRUSHLESS</b>	20 V	2× 3.0 Ah Li-Ion	65 405 301	<b>3</b> -year warranty <b>38</b>





## ◀ CORDLESS IMPACT DRIVERS, 20 V ▶



TYPE	VOLTAGE	CELL CAPACITY	No.	PAGE
ASP 200-2 Basic Box	20 V	Only basic machine	65 405 294  3-year warranty	43
ASP 202-2	20 V	2× 2.0 Ah Li-Ion	65 405 295  3-year warranty	42
ASP 200-2B Basic Box BRUSHLESS	20 V	Only basic machine	65 405 303  3-year warranty	39
ASP 202-2B BRUSHLESS	20 V	2× 2.0 Ah Li-Ion	65 405 304  3-year warranty	38
ASP 203-2B BRUSHLESS	20 V	2× 3.0 Ah Li-Ion	65 405 305  3-year warranty	38



## ◀ CORDLESS IMPACT WRENCHES, 20 V ▶



TYPE	VOLTAGE	CELL CAPACITY	No.	PAGE
ASR 200-5B Basic Box BRUSHLESS	20 V	Only basic machine	65 405 308  3-year warranty	41
ASR 203-5B BRUSHLESS	20 V	2× 3.0 Ah Li-Ion	65 405 309  3-year warranty	40
ASR 200-35B Basic Box BRUSHLESS	20 V	Only basic machine	65 405 311  3-year warranty	41
ASR 203-35B BRUSHLESS	20 V	2× 3.0 Ah Li-Ion	65 405 312  3-year warranty	40



## ◀ CORDLESS POCKET SCREWDRIVERS, 12 V ▶



TYPE	VOLTAGE	CELL CAPACITY	No.	PAGE
ASV 120-2 Basic Box	12 V	Only basic machine	65 405 518  3-year warranty	45
ASV 122-SET (ASV 120-2 + AS 120)	12 V	2× 2.0 Ah Li-Ion	65 405 519  3-year warranty	44

## ◀ CORDLESS IMPACT WRENCHES, 12 V ▶



TYPE	VOLTAGE	CELL CAPACITY	No.	PAGE
ASR 120-S Basic Box	12 V	Only basic machine	65 405 473  3-year warranty	45
ASR 122-S	12 V	2× 2.0 Ah Li-Ion	65 405 474  3-year warranty	44




## ◀ CORDLESS LIGHT ▶



TYPE	VOLTAGE	PACKAGE CONTENTS	No.	PAGE
AS 120 Basic Box	12 V	Without accumulator and charger	65 405 521  3-year warranty	44

## ◀ 3.6 V CORDLESS IMPACT DRIVERS ▶



TYPE	VOLTAGE	CELL CAPACITY	No.	PAGE
AS 37 HYBRO LADY	3.6 V	0.85 Ah Li-Ion	65 406 028  3-year warranty	47
AS 37-Li HYBRO	3.6 V	0.85 Ah Li-Ion	65 405 670  3-year warranty	49
AS 37-2 HYBRO EVO	3.6 V	1.0 Ah Li-Ion	65 405 672  3-year warranty	48

## NON-IMPACT DRILLS



TYPE	INPUT POWER	DRILLING Ø FOR STEEL/WOOD	No.	PAGE
EV 13 F-H3	650 W	13/25 mm	00 624 196	59
EV 13 E-2H3	650 W	13/35 mm	00 624 193	60
EV 13 G-2	760 W	13/45 mm	65 404 729	61
EV 13 G-2A (T-Loc)	760 W	13/45 mm	65 403 760	62

## IMPACT DRILLS



TYPE	INPUT POWER	DRILLING Ø FOR STEEL/BRICKWORK/WOOD	No.	PAGE
EVP 13 E-2H3	650 W	13/16/35 mm	00 624 029	63
EVP 13 G-2H3	760 W	13/20/45 mm	00 631 549	64
EVP 13 G-2A (T-Loc)	760 W	13/20/45 mm	65 403 763	65
EVP 13 H-2C	1100 W	16/24/45 mm	00 763 321	66
EVP 13 H-2CA (T-Loc)	1100 W	16/24/45 mm	65 403 764	67
EVP 16 K-2	1050 W	20/32/55 mm	00 765 486	68

## MAGNETIC DRILL



TYPE	INPUT POWER	MAX. DRILLING Ø (spiral/core drill bit)/TOOL HOLDER	No.	PAGE
EVM 32	900 W	13/32 mm (19 mm Weldon)	65 403 533	84
EVM 40-2 M	1150 W	18/40 mm (MK 2, 19 mm Weldon)	65 403 930	86
EVM 32-2 RLE	1150 W	13/32 (19 mm Weldon)	65 404 954	85

## ROTARY HAMMERS



TYPE	INPUT POWER/IMPACT POWER	MAX. DRILLING Ø FOR CONCRETE/BRICKWORK	No.	PAGE
EKV 21 (SDS-Plus)	700 W/2,3 J	20/20 mm	65 404 580	91
EKK 31-QS (SDS-Plus)	850 W/4,0 J	30/82 mm	65 404 582	93
EKS 3 (SDS-Plus)	850 W/4,0 J	Chopping hammer only	65 404 584	92

## IMPACT WRENCHES



TYPE	INPUT POWER/MAX. TIGHTENING TORQUE	TOOL HOLDER/USE RANGE	No.	PAGE
ESR 500 (T-Loc)	480 W/570 Nm	1/2"/M10-M22	65 404 193	101
ESR 800 (T-Loc)	500 W/1 100 Nm	1/2"/M12-M30	65 404 195	102



## ◀ ANGLE GRINDERS ▶



TYPE	INPUT POWER	MAX. DISC Ø	No.	PAGE
EBU 115-7	720 W	115 mm	65 404 587	105
EBU 125-7	720 W	125 mm	65 404 592	105
EBU 115-10	950 W	115 mm	65 404 594	106
EBU 125-10	950 W	125 mm	65 404 596	106
EBU 125-12 C	1200 W	125 mm	65 403 735	110
EBU 125-14 C	1400 W	125 mm	65 403 736	111
EBU 125-14 CE	1400 W	125 mm	65 403 737	112
EBU 150-16	1600 W	150 mm	65 405 523	113
EBU 15-16 C	1600 W	150 mm	00 778 112	114
EBU 15-16 CA	1600 W	150 mm	65 404 736	115
EBU 230-26	2 600 W	230 mm	65 404 598	116
EBU 230-23 HD	2 300 W	230 mm	65 406 054	118
EBU 230-26 HD	2 600 W	230 mm	65 405 900	119

## ◀ STRAIGHT GRINDERS ▶



TYPE	INPUT POWER	MAX. ROTARY TOOL Ø	No.	PAGE
EBD 30-8	700 W	25 mm	00 763 327	128
EBD 30-8 E	700 W	25 mm	00 763 325	128

## ◀ JIG SAW ▶



TYPE	INPUT POWER	DEPTH OF CUT IN WOOD	No.	PAGE
EPL 12-7 BE	720 W	200 mm	65 404 742	131

## ◀ SABRE SAWS ▶



TYPE	INPUT POWER	DEPTH OF CUT IN WOOD	No.	PAGE
EPO 150	800 W	150 mm	65 406 029	142
EPO 210	1200 W	210 mm	65 406 031	143

## ◀ CIRCULAR SAW ▶



TYPE	INPUT POWER	DISC Ø/DEPTH OF CUT IN WOOD	No.	PAGE
EPK 18	1400 W	185/60 mm	65 406 042	146
EPK 16 D	1100 W	160/55 mm	00 624 741	147

## SAW CHAIN



<i>TYPE</i>	<i>INPUT POWER</i>	<i>GUIDE BAR LENGTH</i>	<i>No.</i>	<i>PAGE</i>
<b>EPR 350-24 (14 m/s)</b>	2 400 W	350 mm	65 406 050	<b>154</b>
<b>EPR 400-24 (14 m/s)</b>	2 400 W	400 mm	65 406 052	<b>155</b>

## VACUUM CLEANERS



<i>TYPE</i>	<i>INPUT POWER</i>	<i>CONTAINER VOLUME</i>	<i>No.</i>	<i>PAGE</i>
<b>VYS 21-01</b>	1 000 W	20 l	65 403 607	<b>159</b>
<b>VYS 25-21</b>	1 200 W	25 l	65 403 609	<b>160</b>
<b>VYS 33-71 L (Auto Clean)</b>	1 250 W	30 l	65 404 591	<b>161</b>

## STIRRER






<i>TYPE</i>	<i>INPUT POWER</i>	<i>MAX. PADDLE Ø</i>	<i>No.</i>	<i>PAGE</i>
<b>EMT 12 (no whisk)</b>	1 020 W	120 mm	65 405 888	<b>167</b>
<b>SET EMT 12 + whisk H52</b>	1 020 W	120 mm	65 406 314	<b>167</b>
<b>SET EMT 12 + whisk H53</b>	1 020 W	120 mm	65 406 315	<b>167</b>

## LED FLASHLIGHTS

	TYPE	DESCRIPTION	No.	PAGE
	<b>3LED-IFL</b>	Telescopic LED pocket inspection lamp. Working reach up to 58 cm, luminous flux of 21 lumen, beam distance of up to 10 m, magnetic head, metal pocket clip, weight of 96 g incl. 4x LR44 batteries.	65 900 511	<b>175</b>
	<b>FL LED 10 M</b>	Multi-functional FLAT LED torch with a wide range of uses thanks to three lighting modes: 1 - work light (1,200 lm) for lighting open spaces with beam distance of up to 100 m, 2 - work light with power reduced to 50% (500 lm), 3 - spotlight (220 lm) for work in confined and hard-to-reach places. For indoor and outdoor use - resistant to spraying water (IP 54) and impact (IK 07). Simple charging via a USB cable from the mains or from other compatible devices with a USB port (PC, power bank, laptop, car, etc.). Active run time up to 6 h, charge time 180 min., 3.7 V voltage, 6.7 Ah capacity. Weight 440 g.	65 404 610	<b>176</b>
	<b>HL 400 SENSOR</b>	Rechargeable two-beam head lamp with sensor. This compact head lamp combines a 200 lm/6 h spotlight with a 400 lm/4 h, 200 lm/8 h or 20 lm/35 h floodlight. 60° vertical adjustment. Smart sensor for touchless control of the light. Comfortable elastic strap, fully adjustable LED charging indicator. IP56 and IK07 rated. 3.7 V, 1,500 mAh Li-Polymer-USB C accumulator, 2.5 h charge time. Weight 0.11 kg.	65 406 059	<b>172</b>
	<b>FL 300 MINI</b>	Folding rechargeable mini-slim lamp. Extremely slim and compact design with height of 156 mm and width of a mere 6 mm. Three types of light - main light 100 (6 h)/300 lm (3 h), secondary light 200 lm (3 h) and spotlight 80 lm (5 h). 180° vertical adjustment. Magnets for attaching the lamp onto metal surfaces. Pocket clip for ease of transport. LED charging indicator. IP54 and IK07 rated. 3.7 V, 1,100 mAh Li-Ion-USB C accumulator, 3 h charge time. Weight 0.09 kg.	65 406 060	<b>169</b>
	<b>FL 700 SLIM</b>	Folding rechargeable slim lamp with light intensity regulation. The lamp marries thin design with multi-axis rotation and tilting by 180°. The luminous flux of the main light can be regulated from 70 lm (16 h) to 700 lm (2 h), with the spotlight offering light intensity of 120 lm (9 h). Ergonomic anti-slip handle for a comfortable grip. Built-in magnet and rotary hook. LED charging indicator. IP54 and IK07 rated. 3.7 V, 2,600 mAh Li-Ion-USB C accumulator, 4 h charge time. Weight 0.37 kg.	65 406 061	<b>170</b>
	<b>FL 1000 MULTI</b>	Multi-functional rechargeable inspection light. Versatile work light with three luminous flux settings for the main light 250 lm (8 h) /500 lm (4 h) /1,000 lm (2 h) and a spotlight with luminous flux of 200 lm (7 h). Folding magnetic base with 180° rotation. Ergonomic anti-slip handle for a comfortable grip. Built-in magnets and two integrated rotary hooks on the back of the light. LED charging indicator. IP65 and IK09 rated. 3.6 V, 3,350 mAh Li-Ion-USB C accumulator, 4.5 h charge time. Weight 0.38 kg.	65 406 062	<b>171</b>

## REFLECTORS

	TYPE	DESCRIPTION	No.	PAGE
	<b>FL LED 50 ACU</b>	Cordless multi-functional spotlight with DUAL SYSTEM power supply: powered by cable from a socket / by a Li-Ion accumulator, work light power 50 W, max. luminous flux 5,200 lm, accumulator voltage 7.4 V, accumulator capacity 8.8 Ah, charge time ca. 180 min, POWER BANK with a USB port, automatic capacity indicator, button control panel for the spotlight with luminous flux reduced down to 2,250 lm (50%), stable tilting frame with integrated industrial magnets, option for tripod connection, IP54 and IK07 enclosure rating.	65 404 612	<b>177</b>
	<b>FL 1400 FLEXI</b>	Flexible rechargeable pocket floodlight. The light offers three lighting modes with different intensities - 350 lm (8 h)/700 lm (4 h)/1,400 lm (2.5 h) - to provide optimal lighting in various conditions. Flexible 360° rotary base with a powerful magnet. Ergonomic shaped handle provides a comfortable grip for one hand (BOXER). LED charging indicator. IP65 and IK07 rated. 3.7 V, 5,200 mAh Li-Ion-USB C accumulator, 4 h charge time. Weight 0.45 kg.	65 406 063	<b>173</b>
	<b>RL 3000 MAX</b>	Multi-functional rechargeable floodlight with a power bank. Compact floodlight with a stand made of cast aluminium and with a unique jointed system for tilting the light up to 90° vertically and 360° horizontally. Above-standard luminous flux range of 750 lm (5.5 h)/1,500 lm (3.5 h)/3,000 lm (2 h). Integrated power bank - max. 5 V/2 A. Practical handle for comfortable portability. LED charging indicator. IP65 and IK07 rated. 7.4 V, 4,400 mAh Li-Ion DC 15V/1.5 A accumulator, 3.5 h charge time. Weight 1.45 kg.	65 406 064	<b>174</b>

## CORDLESS JOBSITE RADIO



TYPE	VOLTAGE	DELIVERY CONTENTS	No.	PAGE
BT-02	7,2 V	2x 10 W, 4,8 Ah Li-Ion	65 405 613	182

## RUBBER EXTENSION CABLES



TYPE	DESCRIPTION	No.	PAGE
PBN 25	Rubber extension cable with reel and fixed central panel. 25 m long, 4 covered sockets, H05RR-F 3G 1.5 mm <sup>2</sup> wire, max. load of 3,200 W, IP 44 rated. Weight 4.5 kg.	65 404 963	183
PBN 50	Rubber extension cable with reel and fixed central panel. 50 m long, 4 covered sockets, H05RR-F 3G 1.5 mm <sup>2</sup> wire, max. load of 3,200 W, IP 44 rated. Weight 9.5 kg.	65 404 962	183

## BIT SETS WITH RATCHETS



TYPE	DESCRIPTION	No.	PAGE
SH 49-14	49-piece set of heads with a ratchet	65 404 189	184
SH 60-1412	60-piece set of heads with a ratchet	65 404 190	184

## WORK GLOVES



TYPE	DESCRIPTION	No.	PAGE
MG-L		00 648 610	185
MG-XL	Protective work gloves with vibration absorbent neoprene palm padding and a wrist strap.	00 649 087	185
MG-XXL		00 765 495	185
MG-XXXL		65 403 690	185

## TAPE MEASURES



TYPE	DESCRIPTION	No.	PAGE
ABX 3	Ergonomic tape measure with AUTO BRAKE lock and rubberised grip surface – 3 m	65 405 274	185
ABX 5	Ergonomic tape measure with AUTO BRAKE lock and rubberised grip surface – 5 m	65 405 276	185

## MANUAL SCREWDRIVER SETS



TYPE	DESCRIPTION	No.	PAGE
21-Tool Box	21-piece set of manual screwdrivers, micro-screwdrivers and driver bits	65 405 965	186
47-Tool Box	47-piece set of manual screwdrivers, micro-screwdrivers and driver bits	65 405 966	186
101-Tool Box	101-piece set of manual screwdrivers, micro-screwdrivers and driver bits	65 405 967	187

## ◀ CORDLESS POWER TOOLS AND CAMOUFLAGE EQUIPMENT ▶




TYPE	DESCRIPTION	No.	PAGE
<b>CSV 13-2 Basic Box</b>	20 V, drill driver, BRUSHLESS, max. 65 Nm, 1.5-13 mm chuck	65 405 714	<b>193</b>
<b>CSP 13-2 Basic Box</b>	20 V, impact driver, BRUSHLESS, max. 75 Nm, 1.5-13 mm chuck	65 405 716	<b>195</b>
<b>CPO 150 Basic Box</b>	20 V, sabre saw, BRUSHLESS, 3,000 rpm, max. depth of cut 150 mm	65 405 718	<b>201</b>
<b>CBU 125 Basic Box</b>	20 V, angle grinder, BRUSHLESS, max. disc ø 125 mm, 8,000 rpm	65 405 720	<b>199</b>
<b>CPL 90 Basic Box</b>	20 V, jig saw, BRUSHLESS, max. depth of cut 90 mm, 4 pendulum action levels	65 405 722	<b>203</b>
<b>CPK 65 Basic Box</b>	20 V, circular saw, BRUSHLESS, disc ø 185 mm, depth of cut 65 mm	65 405 724	<b>205</b>
<b>CKK 22 Basic Box</b>	20 V, combined hammer, BRUSHLESS, SDS-PLUS, 2.2 J, max. ø in concrete 22 mm	65 405 726	<b>197</b>
<b>CR LED 20 Basic Box</b>	20 V, work light, LED, 20 W, 2,000 lm, USB for a power bank	65 405 728	<b>207</b>
<b>CBT-02</b>	7.2 V, jobsite radio, 100-240 V, powerbank 5 V/2.5 A	65 406 326	<b>209</b>

## ◀ CAMOUFLAGE ACCUMULATORS AND CHARGERS ▶



TYPE	DESCRIPTION	No.	PAGE
<b>START SET-CMFL</b>	Starter set (2x CB 4 accumulators + CN 20 charger)	65 406 019	<b>191</b>
<b>CB 2</b>	Li-ion 20 V/2.0 Ah accumulator	65 405 968	<b>191</b>
<b>CB 4</b>	Li-ion 20 V/4.0 Ah accumulator	65 405 737	<b>191</b>
<b>CN 20</b>	Charger for CB 2, CB 4	65 405 736	<b>191</b>

## ◀ CAMOUFLAGE ACCESSORIES ▶



TYPE	DESCRIPTION	No.	PAGE
<b>CTP 50</b>	Tool bag - 25 kg load-bearing capacity, 50 l volume	65 405 730	<b>211</b>
<b>CRP XL</b>	Work gloves - size XL	65 405 729	<b>211</b>
<b>CRP 2XL</b>	Work gloves - size 2XL	65 406 317	<b>211</b>
<b>CHJ-XS</b>	Heated softshell jacket - size XS	65 406 020	<b>210</b>
<b>CHJ-S</b>	Heated softshell jacket - size S	65 406 021	<b>210</b>
<b>CHJ-M</b>	Heated softshell jacket - size M	65 406 022	<b>210</b>
<b>CHJ-L</b>	Heated softshell jacket - size L	65 406 023	<b>210</b>
<b>CHJ-XL</b>	Heated softshell jacket - size XL	65 406 024	<b>210</b>
<b>CHJ-2XL</b>	Heated softshell jacket - size 2XL	65 406 025	<b>210</b>
<b>CHJ-3XL</b>	Heated softshell jacket - size 3XL	65 406 320	<b>210</b>
<b>PWB 10</b>	Power bank for CHJ, Li-Pol 10,000 mAh, input: micro USB, USB-C, output: 2x USB 5V/2 A	65 406 026	<b>210</b>



**BRUSHLESS**

**DREMEL**  
BRUSHLESS

Pozor: Používejte ochranné brýle.  
Warning: Use a safety goggles.  
5000 rpm

# ***CORDLESS TOOLS***





## ◀ CORDLESS 60 V / 20 V / 3.6 V ▶

- Since their inception in the early 1970s, when the first battery-powered drill was developed and tested at Earth's orbit for the needs of the American space programme, accumulator-powered tools have undergone one of the most dynamic transformations in the history of electric hand-held tools.
- A truly meteoric rise and boom came when accumulator tools reached the many branches of industrial production. Constant innovation that occurs in this field brought new opportunities for using accumulator tools, but also increasing demands on the part of the users for more robust, powerful and sophisticated machines that can withstand the difficult, and often extreme, work conditions of the industry.
- Narex's latest cordless tools meet these specifications. In addition to the unique HYBRO pocket-sized hybrid screwdriver, specially developed for the most miniature everyday use, it also offers a wide range of powerful e-POWER commutator and brushless tools from 12 V to 20 V, including the most heavy-duty JUMBO POWER 60 V BRUSHLESS drills and wrenches with world performance parameters.
- Angle grinders BRUSHLESS with disc diameters of 125 mm, 150 mm and 230 mm form an integral part of any comprehensive cordless power tool portfolio.



## 60 V / THE MOST POWERFUL



## 20 V / THE MOST COMPACT



## 3.6 V / THE MOST VERSATILE





## BRUSHLESS 60 V / THE MOST POWERFUL



### 60 V tools power

New innovative line of **NAREX 60 V POWER** cordless power tools with the most powerful **ALL-IN-ONE BRUSHLESS** motors and longest lasting accumulators on the market. Intended for industrial use.



The new **NAREX 60 V JUMBO POWER** accumulators push the limits of power and endurance of cordless tools to a whole new dimension. The technology of series connected **NAREX Li-Ion 4V** cells reduce power consumption by up to a factor of three and reduce losses caused by overheating, thus bringing increased efficiency and a longer service life. Compared to standard 18 V / 5.0 Ah parallel connected high-capacity accumulators, the **runtime** of the NAREX 60 V accumulator is **more than double!**

### BASICBOX

The core element of the 60 V product portfolio consists of **BASICBOX economy packs**, which allow you to store basic components in a cardboard box.



**Hi-tech** combination of **BRUSHLESS** technology and modern electronic elements for optimised and steady performance, high precision, efficiency and longer service life.



**Advanced digital communication** allows precise power regulation and setting of optimal performance parameters. **Advanced multi-speed specials** find a much wider application in their dedicated areas of use.



Option to acquire a **3-year warranty**, including warranty on accumulators, by registering via an **online** form at **www.narex.cz**. Applies to the entire NAREX accumulator/cordless portfolio. Requires registration within 30 days of buying a power tool.

# BRUSHLESS 60 V / CORDLESS ANGLE GRINDER WITH 1 000 W OF POWER



**BL  
MOTOR**  
brushless

**STOP**  
rundown brake

## CORDLESS ANGLE GRINDER ABU 125-600 B

Voltage	<b>60 V</b>
Power	<b>1 000 W</b>
Spindle thread	<b>M 14</b>
Disc diameter	<b>125 mm</b>
No-load speed	<b>9 000 rpm</b>
Overload/overheat protection	✓
Disc brake time (125/6 mm disc)	<b>2.60 s</b>
Weight without accumulator	<b>2.0 kg</b>
Weight incl. 3.0 Ah accumulator	<b>2.90 kg</b>
Charge time	<b>80 min</b>
Accumulator capacity	<b>3.0 Ah</b>

**Order number: 65 405 678**

### DELIVERY INCLUDES

ABU 125-600 B basic machine (65 405 677), AH-AV M10 vibration-absorbing handle (65 405 738), AD-ABU M10/M8 handle adapter (65 405 739), KF-ABU FF nut wrench (65 405 740), KF-AD ABU adapter wrench (65 405 741), BF-ABU flange (65 405 742), Fast Fix quick-release nut (66 614 201), GC ABU 125 grinding guard (65 405 743)

Cardboard **BASIC BOX**



**Accumulators and charger not included in the basic pack!**

3.0 Ah 60 V Li-Ion accumulator AP 610 (65 405 336),  
60 V charger AN 600 (65 405 338)

# PARAMETERS



### Protective Filter

- ▶ Removable anti-dust mesh prevents dirt from entering the motor compartment



### Guard

- ▶ Quick adjustment of the guard without the need for tools


### Quick-Release Nut

- ▶ For tool-free disc change



### Brushless 1000 W Motor

- ▶ Brushless encased EC motor with optimal anti-dust protection




### Multi-Functional Digital Electronics

- ▶ Overload / overheat / low voltage protection
- ▶ Protect the tool and the accumulator

### Autonomous LED touch indicator

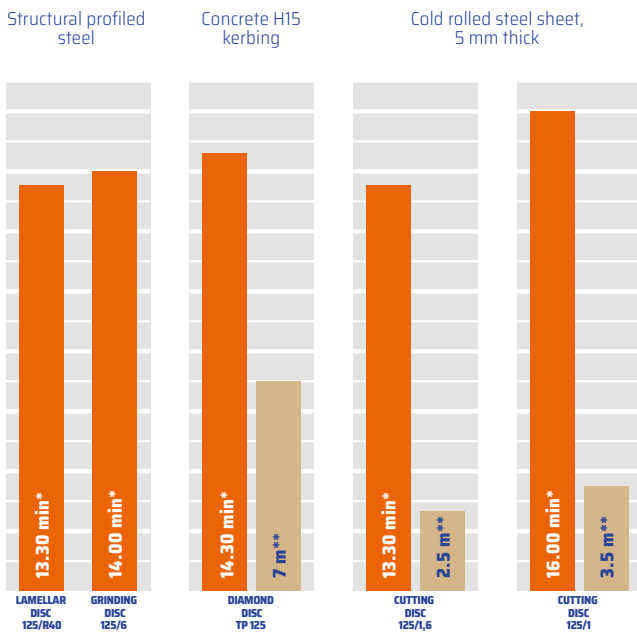
- Provides immediate information about the state of the battery and the remaining operating capacity



### Vibration-Absorbing Handle

- ▶ Vibration-absorbing side handle for reduced vibrations with an M10/M8 adapter for optimal grip on the machine

## Performance indicators of ABU 125-600 B when used with a 3.0 Ah Li-Ion accumulator



\* Total continuous runtime on one Li-Ion 3.0 Ah accumulator

\*\* Total length of cut on one Li-Ion 3.0 Ah accumulator

# BRUSHLESS 60 V / CORDLESS ANGLE GRINDER WITH THREE OPERATING MODE SETTINGS



operational display



brushless



rundown brake

## CORDLESS ANGLE GRINDER

### ABU 150-600 3B

Voltage	<b>60 V</b>
Power	<b>1 500 W</b>
Spindle thread	<b>M 14</b>
Disc diameter	<b>150 mm</b>
No-load speed	<b>4 000 - 6 000 - 9 000 rpm</b>
Overload/overheat protection	✓
Disc brake time (125/6 mm disc)	<b>1.90 - 2.30 - 2.60 s</b>
Weight without accumulator	<b>2.80 kg</b>
Weight incl. 3.0 Ah accumulator	<b>3.70 kg</b>
Charge time	<b>80 min</b>
Accumulator capacity	<b>3.0 Ah</b>

Order number: 65 405 684

#### DELIVERY INCLUDES

ABU 150-600 3B basic machine (65 405 683), AH-AV M10 vibration-absorbing handle (65 405 738), AD-ABU M10/M8 handle adapter (65 405 739), KF-ABU FF nut wrench (65 405 740), KF-AD ABU adapter wrench (65 405 741), BF-ABU flange (65 405 742), Fast Fix quick-release nut (66 614 201), GC ABU 150 grinding guard (65 405 745)

#### Cardboard BASIC BOX



#### Accumulators and charger not included in the basic pack!

3.0 Ah 60 V Li-Ion accumulator AP 610 (65 405 336),  
60 V charger AN 600 (65 405 338)

# PARAMETERS



### Protective Filter

- Durable protective mesh in the air intake holes reduces the risk of dust and dirt entering the motor compartment



### Guard

- Quick adjustment of the guard without the need for tools



### Brushless motor 1 500 W

- Brushless encased EC motor with optimal anti-dust protection


### Quick-Release Nut

- For tool-free disc change




### Multi-Functional Digital Electronics with 3 Operating Mode Settings

- Overload / overheat / low voltage protection
- Protect the tool and the accumulator
- Ability to preset operating speed 9 000 - 6 000 - 4 000 rpm



### Autonomous LED touch

- Indicator provides immediate information about the state of the battery and the remaining operating capacity



### LED indicator with touch panel

- Allows you to select the optimal operating mode 9 000 - 6 000 - 4 000 rpm



### Vibration-Absorbing Handle

- Vibration-absorbing side handle for reduced vibrations with an M10/M8 adapter for optimal grip on the machine

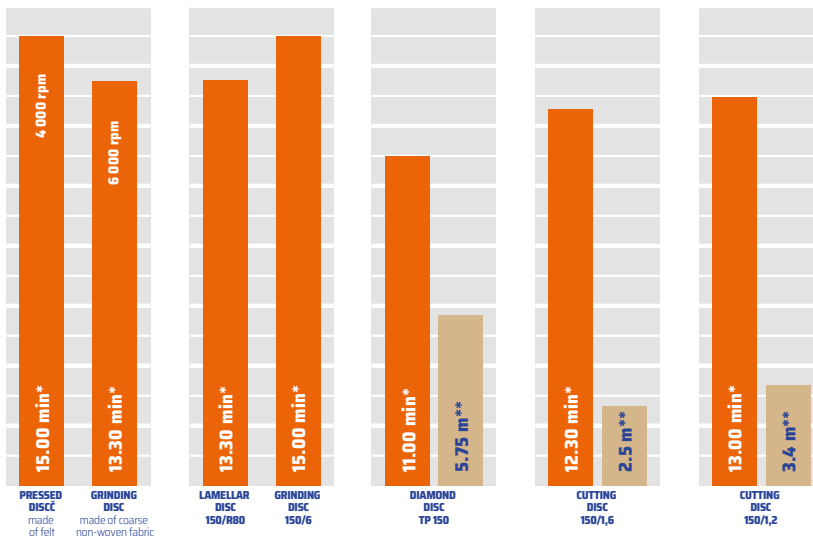
## Performance indicators of ABU 150-600 3B when used with a 3.0 Ah Li-Ion accumulator

Paint removal, rust removal

Structural profiled steel

Concrete H15 kerbing

Cold rolled steel sheet, 5 mm thick



\* Total continuous runtime on one Li-Ion 3.0 Ah accumulator

\*\* Total length of cut on one Li-Ion 3.0 Ah accumulator

# BRUSHLESS 60 V / CORDLESS ANGLE GRINDER WITH HIGH CUTTING DEPTH



**SIGNAL** / **operational display** | **BL MOTOR** / **brushless** | **STOP** / **rundown brake**

## CORDLESS ANGLE GRINDER ABU 230-600 B

Voltage	<b>60 V</b>
Power	<b>1 900 W</b>
Spindle thread	<b>M 14</b>
Disc diameter	<b>230 mm</b>
No-load speed	<b>6 500 rpm</b>
Overload/overheat protection	✓
Disc brake time (125/6 mm disc)	<b>8.40 s</b>
Weight without accumulator	<b>3.30 kg</b>
Weight incl. 3.0 Ah accumulator	<b>4.20 kg</b>
Charge time	<b>80 min</b>
Accumulator capacity	<b>3.0 Ah</b>

**Order number: 65 405 690**

### DELIVERY INCLUDES

**ABU 230-600 B** basic machine (65 405 689), AH-AV M10 vibration-absorbing handle (65 405 738), AD-ABU M10/M8 handle adapter (65 405 739), KF-ABU FF nut wrench (65 405 740), KF-AD ABU adapter wrench (65 405 741), BF-ABU flange (65 405 742), Fast Fix quick-release nut (66 614 201), GC ABU 230 grinding guard (65 405 747)

### Cardboard **BASIC BOX**



### Accumulators and charger not included in the basic pack!

3.0 Ah 60 V Li-Ion accumulator AP 610 (65 405 336),  
60 V charger AN 600 (65 405 338)



# PARAMETERS




### Protective Filter

- Durable protective mesh in the air intake holes reduces the risk of dust and dirt entering the motor compartment



### Guard

- Quick adjustment of the guard without the need for tools



### Brushless motor 1900 W

- Brushless encased EC motor with optimal anti-dust protection



### Quick-Release Nut

- For tool-free disc change



### Autonomous LED touch

- Indicator provides immediate information about the state of the battery and the remaining operating capacity



### Multi-Functional Digital Electronics with LED Indicator

- Overload / overheat / low voltage protection
- Protect the tool and the accumulator



### LED Indicator

- Warning and operating signalisation



### Vibration-Absorbing Handle

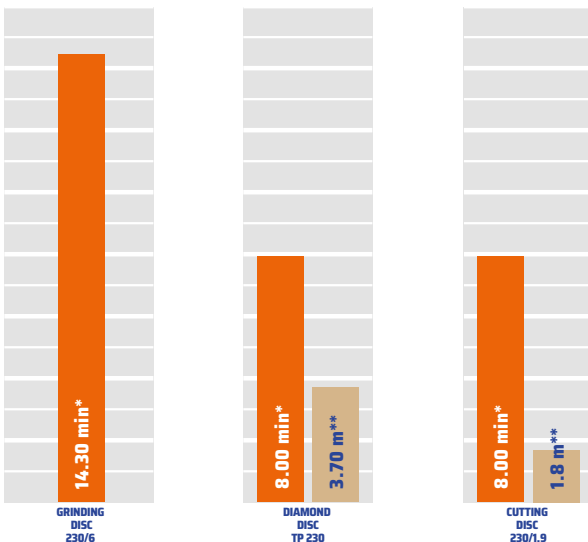
- Vibration-absorbing side handle for reduced vibrations with an M10/M8 adapter for optimal grip on the machine

## Performance indicators of ABU 230-600 B when used with a 3.0 Ah Li-Ion accumulator

Structural profiled steel

Concrete H15 kerbing

Cold rolled steel sheet, 5 mm thick



\* Total continuous runtime on one Li-Ion 3.0 Ah accumulator

\*\* Total length of cut on one Li-Ion 3.0 Ah accumulator



## BRUSHLESS 60 V / THE MOST POWERFUL



jumbo.tools  
size

Innovative line of **60V** cordless power tools **NAREX JUMBO POWER** with the most powerful **ALL-IN-ONE BRUSHLESS** motors and a with the longest life accumulators on the market. Intended for industrial use.



**Hi-Tech system** for connecting BRUSHLESS technology with modern electronic components to provide optimisation and output balance, high accuracy, effectiveness, and longer life.



**60V NAREX JUMBO POWER** accumulators push the limits of cordless tool performance and accumulator service life to new dimensions. Technology of **NAREX Li-Ion 4V** cells in series increases efficiency and reduces power consumption and overheating losses. Compared to commonly available 18 V/5.0 Ah high-capacity accumulators, the **operating time** of 60V NAREX accumulator is **more than double!**

**BASICBOX**

The core element of the 60 V product portfolio consists of **BASICBOX economy packs**, which allow you to store basic components in a card-board box.



Option to acquire a **3-year warranty**, including warranty on accumulators. by registering via an **online** form at [www.narex.cz](http://www.narex.cz). Applies to the entire NAREX accumulator/cordless portfolio. Requires registration within 30 days of buying a power tool.

# BRUSHLESS 60 V / BRUSHLESS IMPACT DRILL



**3** ZÁRUKA  
ROKY  
YEARS  
WARRANTY

**ELECTRONIC**  
CONTROL & PROTECTION

**1**  
**2**  
2 speeds

**BL**  
MOTOR  
brushless

**STOP**  
rundown brake

## IMPACT DRILL

### ASP 600-2B

Accumulator voltage/capacity	60 V/1× 3.0 Ah
Charge time	80 min
Max. tightening torque	130 Nm
RPM - 1 <sup>st</sup> gear	0-550 /min
RPM - 2 <sup>nd</sup> gear	0-2 000 /min
No. of impacts - 1 <sup>st</sup> gear	0-8 250 ipm
No. of impacts - 2 <sup>nd</sup> gear	0-30 000 ipm
Chuck range	1.5-13 mm
Spindle thread	1/2"-20 UNF
Weight incl. accumulator	2.6 kg

Order number: 65 405 314

### DELIVERY INCLUDES

ASP 600-2B basic machine (65 405 313), detachable grip with a depth stop (65 405 343), belt clip (65 405 342), cardboard box

Cardboard **BASIC BOX**



**Accumulators and charger not included in the basic pack!**


3.0 Ah 60 V Li-Ion accumulator AP 610 (65 405 336),  
60 V charger AN 600 (65 405 338)

# PARAMETERS



### Multifunctional transmission provides 3 work modes (including impact drilling) and 2 gears.


- ▶ All-metal construction can withstand even the most extreme loads
- ▶ Aluminium gearbox casing and multiple spindle seatings increase stability and rigidity
- ▶ Automatic spindle lock simplifies the handling of bits
- ▶ High-quality, quick-release chuck, with jaws fitted with tungsten carbide, provides the necessary range



### Autonomous LED touch

- ▶ Indicator provides immediate information about the state of the battery and the remaining operating capacity

**60V**  
Battery  
Technology




### 1 000W BRUSHLESS motor

- ▶ Is a true workhorse and can always cope where 18V equipment starts running out of breath
- ▶ The combined ALL-IN-ONE concept of the motor with integrated control unit monitors operating data more effectively
- ▶ The transition from conventional carbon brushes to a permanent magnet significantly extends motor life - no problems with commutator wear, sparking and overheating



**60V accumulators** are the ideal solution for HEAVY DUTY power tools with high load requirements. Cordless core of the series-connected **NAREX Li-Ion 4V** cells has a huge portion of energy that lasts **for one or more working shifts**.

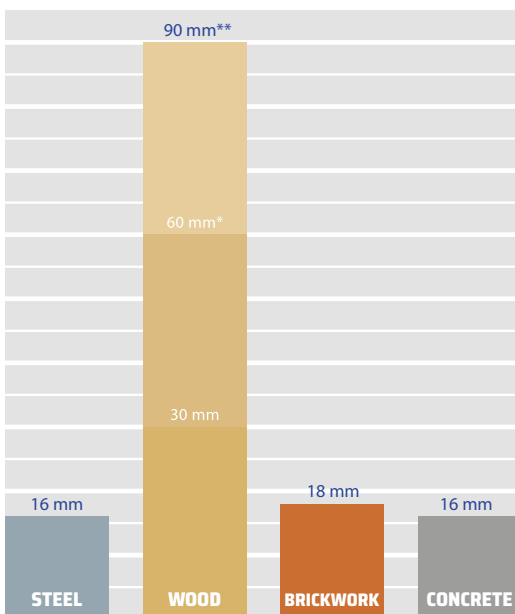


**Comfortable, detachable grip** with a depth stop for precise work and better control.

### Automatic LED light

- ▶ Lighting the workspace
- ▶ High-working comfort provided by a couple of powerful LED lights

## Performance indicators ASP 600-2B



\* Forstner drill bit \*\* Hole saw

**Drilling - max.  $\phi$  mm**



**Screw driving - max.  $\phi$  mm**



# BRUSHLESS 60 V / IMPACT WRENCH WITH OUTPUT CONTROL FOR AUTOMOTIVE



**3** ZÁRUKA  
ROKY  
YEARS  
WARRANTY

**ELECTRONIC**  
CONTROL & PROTECTION

**BL**  
MOTOR  
brushless | **3** power modes

## IMPACT WRENCH

### ASR 600-35B

Accumulator voltage/capacity	<b>60 V/1× 3.0 Ah</b>
Charge time	<b>80 min</b>
Max. tightening torque - 1 <sup>st</sup> /2 <sup>nd</sup> /3 <sup>rd</sup> mode	<b>150/250/540 Nm</b>
Max. loosening torque	<b>750 Nm</b>
RPM - 1 <sup>st</sup> mode AM	<b>0-1 500 /min</b>
RPM - 2 <sup>nd</sup> mode AM	<b>0-2 000 /min</b>
RPM - 3 <sup>rd</sup> mode	<b>0-2 500 /min</b>
No. of strokes	<b>0-3 000 spm</b>
Fastening on the spindle	<b>1/2" square, pin</b>
Weight incl. accumulator	<b>2.15 kg</b>

**Order number: 65 405 320**

#### DELIVERY INCLUDES

ASR 600-35B basic machine (65 405 318), AD S12/HEX adapter (00 633 760), belt clip (65 405 342), cardboard box

Cardboard **BASIC BOX**



**Accumulators and charger not included in the basic pack!**

3.0 Ah 60 V Li-Ion accumulator AP 610 (65 405 336),  
60 V charger AN 600 (65 405 338)

# PARAMETERS



### Electronic tightening torque control

offers more possibilities of efficient use, extends accumulator life and saves the motor.

LED indicator with touch panel allows you to select from 3 preset output modes, which makes the ASR 600-3SB a specialist for exchanging wheels of cars and utility vehicles:

- ▶ Slow - 1st mode with automatic disconnection and average maximum output up to 150 Nm (suitable for car wheels)
- ▶ Medium speed - 2nd mode with automatic disconnection and average maximum output up to 250 Nm (suitable for car wheels and utility vehicle wheels)
- ▶ Fast - 3rd mode with maximum output up to 570 Nm for maximum performance

### Overview of indication and output parameters

Mode	LED indication	Max. output	Recommendation
AM 1		150 Nm	M8-M12
AM 2		250 Nm	M10-M16
3 (MAX)		540 Nm	M12-M24
		Warning indication for low voltage, overload, overheating and defect	



### Autonomous LED touch indicator

- ▶ Gives immediate information about the state of the battery and the remaining operating capacity

### Automatic LED light


- ▶ Lighting the workspace
- ▶ High-working comfort provided by a couple of powerful LED lights




### High-quality, forged spindle

made of heat-treated steel is extremely durable, ensures excellent force transmission and boasts minimal wear.

Delivery includes a compact **AD S12/HEX conversion adapter** with HEX fastening for drilling and screw driving.




**60V accumulators** are the ideal solution for HEAVY DUTY power tools with high load requirements. Cordless core of the series-connected **NAREX Li-Ion 4V** cells has a huge portion of energy that lasts **for one or more working shifts**.

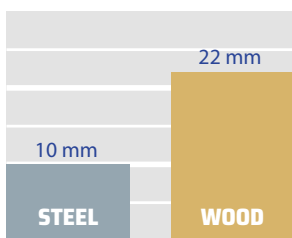


### 650W BRUSHLESS motor

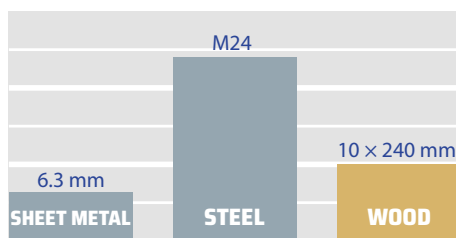
- ▶ Is a true workhorse and can always cope where 18V equipment starts running out of breath
- ▶ The combined ALL-IN-ONE concept of the motor with integrated control unit monitors operating data more effectively
- ▶ The transition from conventional carbon brushes to a permanent magnet significantly extends motor life - no problems with commutator wear, sparking and overheating



### Performance indicators ASR 600-3SB



Drilling - max.  $\phi$  mm



Screw driving - max.  $\phi$  mm



# BRUSHLESS 60 V / IMPACT WRENCH WITH OUTPUT CONTROL FOR HEAVY-DUTY APPLICATIONS



**3** ZÁRUKA  
ROKY  
YEARS  
WARRANTY

**ELECTRONIC**  
CONTROL & PROTECTION

**BL**  
MOTOR  
brushless | **3** power modes

## IMPACT WRENCH ASR 600-3MTB

Accumulator voltage/capacity	<b>60 V/1x 3.0 Ah</b>
Charge time	<b>80 min</b>
Max. tightening torque - 1 <sup>st</sup> /2 <sup>nd</sup> /3 <sup>rd</sup> mode	<b>250/500/1 000 Nm</b>
Max. loosening torque	<b>1 500 Nm</b>
RPM - 1 <sup>st</sup> mode AM	<b>0-1 100 /min</b>
RPM - 2 <sup>nd</sup> mode AM	<b>0-1 500 /min</b>
RPM - 3 <sup>rd</sup> mode	<b>0-1 600 /min</b>
No. of strokes	<b>0-2 400 spm</b>
Fastening on the spindle	<b>1/2" square, ring</b>
Weight incl. accumulator	<b>3.5 kg</b>

**Order number: 65 405 696**

### DELIVERY INCLUDES

ASR 600-3MTB basic machine (65 405 697), AD S12/S34 conversion adapter (65 404 655), belt clip (65 405 342), cardboard box

Cardboard **BASIC BOX**



**Accumulators and charger not included in the basic pack!**

3.0 Ah 60 V Li-Ion accumulator AP 610 (65 405 336),  
60 V charger AN 600 (65 405 338)





### Electronic tightening torque control

expands the options of effective use while also increasing accumulator life and reducing the wear on the impact mechanism.

### LED indicator with touch panel allows you to select from 3 preset output modes:

- ▶ slow 1<sup>st</sup> mode with average maximum output of up to 250 Nm
- ▶ medium 2<sup>nd</sup> mode with average maximum output of up to 500 Nm
- ▶ fast 3<sup>rd</sup> mode with maximum output of up to 1 000 Nm for heavy-duty applications

### Overview of indication and output parameters

Mode	LED indication	Max. output	Recommendation
AM 1		250 Nm	M12-M16
AM 2		500 Nm	M12-M24
3 (MAX)		1 000 Nm	M12-M30
		Warning indication for low voltage, overload, overheating and damage	



### Autonomous LED touch indicator

- ▶ Gives immediate information about the state of the battery and the remaining operating capacity

### Automatic LED light

- ▶ Lighting the workspace
- ▶ High-working comfort provided by a couple of powerful LED lights



### The tool's robust 1/2" forged spindle

made of heat-treated steel is highly durable, boasting low wear and excellent force transmission.

Each tool also comes with a high-quality forged **AD 512/534 adapter** for three-quarter heads and other attachments.



### 60V accumulators

are the ideal solution for HEAVY DUTY power tools with high load requirements. The accumulator core, consisting of series connected **NAREX Li-Ion 4V** cells, hold a tremendous amount of energy that can last **for one or even multiple work shifts**.

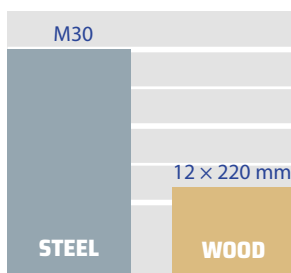


### The 720 W BRUSHLESS motor

- ▶ Is a true workhorse that stands strong where 18 V equipment starts running out of breath
- ▶ The combined ALL-IN-ONE concept of the motor with an integrated control unit efficiently monitors operating parameters
- ▶ Transition from conventional carbon brushes to a permanent magnet significantly extends the service life of the motor, eliminating issues with commutator wear, sparking and overheating



### Performance indicators ASR 600-3MTB



Screw driving – max.  $\phi$  mm



# BRUSHLESS 60 V / IMPACT WRENCH WITH OUTPUT CONTROL FOR HEAVY-DUTY APPLICATIONS



**3** ZÁRUKA  
ROKY  
YEARS  
WARRANTY

**ELECTRONIC**  
CONTROL & PROTECTION

**BL**  
MOTOR  
brushless | **3** power modes

## IMPACT WRENCH ASR 600-3HTB

Accumulator voltage/capacity	<b>60 V/1× 3,0 Ah</b>
Charge time	<b>80 min</b>
Max. tightening torque – 1 <sup>st</sup> /2 <sup>nd</sup> /3 <sup>rd</sup> mode	<b>600/1 000/1 690 Nm</b>
Max. loosening torque	<b>2 050 Nm</b>
RPM – 1 <sup>st</sup> mode	<b>0–900 /min</b>
RPM – 2 <sup>nd</sup> mode	<b>0–1 200 /min</b>
RPM – 3 <sup>rd</sup> mode	<b>0–1 600 /min</b>
No. of strokes	<b>0–2 400 spm</b>
Fastening on the spindle	<b>3/4" square, ring</b>
Weight incl. accumulator	<b>3,85 kg</b>

**Order number: 65 405 328**

### DELIVERY INCLUDES

ASR 600-3HTB basic machine (65 405 325), AD 534/S12 conversion adapter (65 405 340), belt clip (65 405 342), cardboard box

Cardboard **BASIC BOX**



**Accumulators and charger not included in the basic pack!**

3.0 Ah 60 V Li-Ion accumulator AP 610 (65 405 336),  
60 V charger AN 600 (65 405 338)



### Electronic tightening torque control

offers more possibilities of efficient use, extends accumulator life and saves the motor.

### LED indicator with touch panel allows

selection from 3 power modes, making the ASR 600-3HTB one of the most powerful one-handed impact wrenches on the market:

- slow - 1st mode with average maximum output up to 600 Nm
- medium - 2nd mode with average maximum output up to 1 000 Nm
- fast - 3rd mode with maximum output up to 1 690 Nm for maximum performance



### Robust 3/4" forged spindle

made of heat-treated steel is very durable, featuring low wear and excellent force transmission.

Delivery includes high-quality, forged **AD 534/512 conversion adapter** half-inch socket heads and other attachments.



**60V accumulators** are the ideal solution for HEAVY DUTY power tools with high load requirements. Cordless core of the series-connected **NAREX Li-Ion 4V** cells has a huge portion of energy that lasts **for one or more working shifts**.

### Overview of indication and output parameters

Mode	LED indication	Max. output	Recommendation
1		600 Nm	M12-M30
2		1 000 Nm	
3 (MAX)		1 690 Nm	
		<b>Warning indication for low voltage, overload, overheating and defect</b>	



### The 760 W BRUSHLESS motor

- Is a true workhorse that stands strong where 18 V equipment starts running out of breath
- The combined ALL-IN-ONE concept of the motor with integrated control unit monitors operating data more effectively
- The transition from conventional carbon brushes to a permanent magnet significantly extends motor life - no problems with commutator wear, sparking and overheating




### Autonomous LED touch indicator

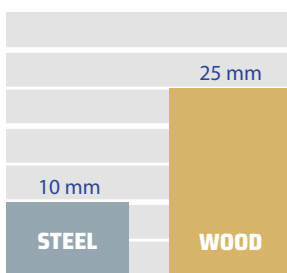
- Gives immediate information about the state of the battery and the remaining operating capacity

### Automatic LED light

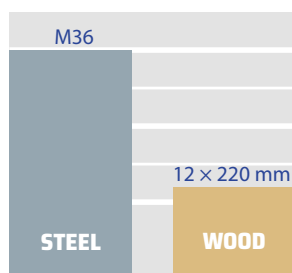
- Lighting the workspace
- High-working comfort provided by a couple of powerful LED lights



### Performance indicators ASR 600-3HTB



Drilling - max.  $\phi$  mm



Screw driving - max.  $\phi$  mm







compact tools  
**size**

Innovative line of **20 V NAREX e-POWER** cordless tools with **ALL-IN-ONE BRUSHLESS** motors and the most compact design in its class on the market. Intended for professional use.

 **ELECTRONIC**  
CONTROL & PROTECTION

**Hi-Tech system** for connecting BRUSHLESS technology with modern electronic components to provide optimisation and output balance, high accuracy, effectiveness, and longer life.

**180 min**  
e-POWER 

There has never been so much power in such a compact accumulator! **NAREX AP 203** brings **up to 30 % more power** and takes up **50 % less space**.

**BASICBOX**

**Economical BASIC BOX packaging** (i.e. basic machine without batteries and charger) saves costs and space. The delivery includes an impact-resistant insert.

 **ZÁRUKA**  
**ROKY**  
YEARS  
WARRANTY

Option to acquire a **3-year warranty**, including warranty on accumulators, by registering via an **online** form at **www.narex.cz**. Applies to the entire NAREX accumulator/cordless portfolio. Requires registration within 30 days of buying a power tool.

# BRUSHLESS 20 V / COMPACT DRILL DRIVER / COMPACT IMPACT DRIVER

**3** ZÁRUKA  
ROKY  
WARRANTY

**ELECTRONIC**  
CONTROL & PROTECTION



**2 speeds** / **BL MOTOR** / **rundown brake** / **el. speed regulation**

**2 speeds** / **BL MOTOR** / **rundown brake** / **el. speed regulation**

## DRILL DRIVER

ASV 202-2B / ASV 203-2B

	ASV 202-2B	ASV 203-2B
Accumulator voltage / capacity	20 V / 2.0 Ah	20 V / 3.0 Ah
Charge time	35 min	45 min
Max. tightening torque	67 Nm	
RPM - 1 <sup>st</sup> gear	0-500 /min	
RPM - 2 <sup>nd</sup> gear	0-1 800 /min	
Chuck range	1,5-13 mm	
Spindle thread	1/2"-20 UNF	
Weight incl. accumulator	1.4 kg	

### DELIVERY INCLUDES

**ASV 202-2B** - ASV 200-2B basic machine (65 405 297), quick-release chuck (65 404 850), belt clip (65 405 341), 2× AP 202 accumulator (65 405 333), ANU 1220 charger (65 405 337), transport case with insert (65 405 344)

**ASV 203-2B** - ASV 200-2B basic machine (65 405 297), quick-release chuck (65 404 850), belt clip (65 405 341), 2× AP 203 accumulator (65 405 334), ANU 1220 charger (65 405 337), transport case with insert (65 405 344)

Order number: **65 405 299** (ASV 202-2B)  
**65 405 301** (ASV 203-2B)

## IMPACT DRIVER

ASP 202-2B / ASP 203-2B

	ASP 202-2B	ASP 203-2B
Accumulator voltage / capacity	20 V / 2.0 Ah	20 V / 3.0 Ah
Charge time	35 min	45 min
Max. tightening torque	67 Nm	
RPM - 1 <sup>st</sup> gear	0-500 /min	
RPM - 2 <sup>nd</sup> gear	0-1 800 /min	
No. of impacts - 1 <sup>st</sup> gear	0-7 500 /min	
No. of impacts - 2 <sup>nd</sup> gear	0-27 000 /min	
Chuck range	1,5-13 mm	
Spindle thread	1/2"-20 UNF	
Weight incl. accumulator	1.45 kg	

### DELIVERY INCLUDES

**ASP 202-2B** - ASP 200-2B basic machine (65 405 302), quick-release chuck (65 404 850), belt clip (65 405 341), 2× AP 202 accumulator (65 405 333), ANU 1220 charger (65 405 337), transport case with insert (65 405 344)

**ASP 203-2B** - ASP 200-2B basic machine (65 405 302), quick-release chuck (65 404 850), belt clip (65 405 341), 2× AP 203 accumulator (65 405 334), ANU 1220 charger (65 405 337), transport case with insert (65 405 344)

Order number: **65 405 304** (ASP 202-2B)  
**65 405 305** (ASP 203-2B)

# PARAMETERS



### Removable belt clip

- (Delivery includes)
- ▶ For free hands and improved work safety



### The 360W BRUSHLESS motor is more powerful, efficient, and economical.

- ▶ The combined **ALL-IN-ONE concept** of the motor with integrated control unit monitors operating data more effectively
- ▶ The transition from conventional carbon brushes to a permanent magnet significantly extends motor life - no problems with commutator wear, sparking and overheating

### "RED DOTS" LED indicator

automatically indicates the following states:

- ▶ current accumulator capacity
- ▶ voltage too low
- ▶ overload
- ▶ overheating
- ▶ defect



**67 Nm**  
**e-POWER**

### Multifunctional transmission provides up to 3 work modes including impact drilling (ASP 200-2B) and 2 gears.

- ▶ All-metal construction can withstand even the most extreme loads
- ▶ Multiple-spindle seating increases overall stability and rigidity
- ▶ Automatic spindle lock simplifies the handling of bits
- ▶ High-quality, quick-release chuck provides the necessary working range



**PLUG-IN design** (with battery in the handle) means 20V NAREX screwdrivers belong to the most compact power tools with the highest working range in their performance group.

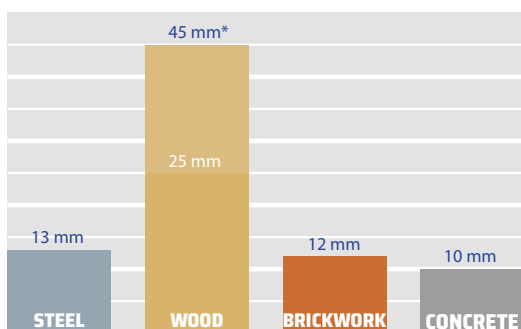
- ▶ The battery incl. the foot of the grip takes up 50% less space than a comparable accumulator with slide-in design
- ▶ Excellent look of the tool is emphasised by the softgrip



### Automatic LED light

- ▶ Lighting the workspace
- ▶ High-working comfort provided by a couple of powerful LED lights

## Performance indicators ASV 200-2B / ASP 200-2B



\* Forstner drill bit

Drilling - max.  $\varnothing$  mm



Screw driving - max.  $\varnothing$  mm

Cardboard **BASIC BOX** version of ASV 200-2B (65 405 298) without paccumulator and charger.

### DELIVERY INCLUDES

ASV 200-2B basic machine (65 405 297), belt clip, Puzzle-B insert (65 405 347), cardboard box

Cardboard **BASIC BOX** version of ASP 200-2B (65 405 303) without paccumulator and charger.

### DELIVERY INCLUDES

ASP 200-2B basic machine (65 405 302), belt clip, Puzzle-B insert (65 405 347), cardboard box



# BRUSHLESS 20 V / IMPACT WRENCH

## / IMPACT WRENCH WITH OUTPUT CONTROL

**3** ZÁRUKA  
ROKY  
YEARS  
WARRANTY

**ELECTRONIC**  
CONTROL & PROTECTION



**BL MOTOR**  
brushless |  el. speed regulation

**BL MOTOR**  
brushless |  3 power modes |  el. speed regulation

### IMPACT WRENCH

#### ASR 203-SB

Accumulator voltage/capacity	20 V/3.0 Ah
Charge time	45 min
Max. tightening torque	300 Nm
Max. loosening torque	430 Nm
RPM	0-2 800 /min
No. of strokes	0-3 000 spm
Fastening on the spindle	1/2" square, pin
Weight incl. accumulator	1.4 kg

#### DELIVERY INCLUDES

ASR 200-SB basic machine (65 405 306), AD 512/HEX conversion adapter (00 633 760), belt clip (65 405 341), 2x AP 203 accumulator (65 405 334), ANU 1220 charger (65 405 337), transport case with insert (65 405 344)

**Order number: 65 405 309**

### IMPACT WRENCH

#### ASR 203-3SB

Accumulator voltage/capacity	20 V/3.0 Ah
Charge time	45 min
Max. tightening torque - 1 <sup>st</sup> /2 <sup>nd</sup> /3 <sup>rd</sup> mode	120/260/260 Nm
Max. loosening torque	350 Nm
RPM - 1 <sup>st</sup> mode	0-1 300 /min
RPM - 2 <sup>nd</sup> mode/3 <sup>rd</sup> mode	0-2 800 /min
No. of strokes	0-3 000 spm
Fastening on the spindle	1/2" square, pin
Weight incl. accumulator	1.35 kg

#### DELIVERY INCLUDES

ASR 200-3SB basic machine (65 405 310), conversion adapter AD 512/HEX (00 633 760), belt clip (65 405 341), 2x AP 203 accumulator (65 405 334), ANU 1220 charger (65 405 337), transport case with insert (65 405 344)

**Order number: 65 405 312**



# PARAMETERS

**High-quality forged spindle** made of heat-treated steel is very durable. Featuring low level of wear and excellent force transmission. Delivery includes a compact AD 512/HEX conversion adapter with HEX fastening for drilling and screw driving.



(applies only to ASR 200-3SB)

**Electronic tightening torque control** offers more possibilities of efficient use, extends accumulator life and saves the motor. LED indicator with touch panel allows you to select from 3 output modes:

- ▶ slow - 1<sup>st</sup> mode with half output for smaller screw connections
- ▶ fast - 2<sup>nd</sup> mode with maximum output for maximum performance
- ▶ automatic - 3<sup>rd</sup> mode with a smooth transition from slow RPM to maximum speed for gentle guiding of the bolt/screw/ self-tapping screw into the material and its subsequent fast tightening

### Overview of indication and output parameters

Mode	LED indication	Max. output	Recommendation
1	● ●	120 Nm	M4-M10
2	● ●	260 Nm	M10-M20
AM	● ● / ● ●	260 Nm	Screws/ bolts



### 320W BRUSHLESS motor

- is more powerful, efficient and economical.
- ▶ The combined ALL-IN-ONE concept of the motor with integrated control unit monitors operating data more effectively
  - ▶ The transition from conventional carbon brushes to a permanent magnet significantly extends motor life - no problems with commutator wear, sparking and overheating

### "RED DOTS" LED indicator

- automatically indicates the following states:
- ▶ current accumulator capacity
  - ▶ voltage too low
  - ▶ overload
  - ▶ overheating
  - ▶ defect




**PLUG-IN design** (with battery in the handle) means 20V NAREX wrenches belong to the most compact power tools with the highest working range in their performance group.

- ▶ The battery incl. the foot of the grip takes up 50% less space than a comparable accumulator with slide-in design
- ▶ Excellent look of the tool is emphasised by the softgrip



### Removable belt clip

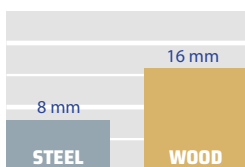
- (Delivery includes)
- ▶ For free hands and improved work safety



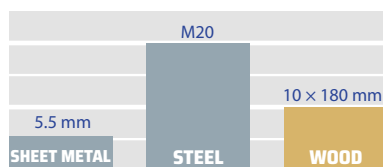
### Automatic LED light

- ▶ Lighting the workspace
- ▶ High-working comfort provided by a couple of powerful LED lights

## Performance indicators ASR 200-SB / ASR 200-3SB



Drilling - max.  $\varnothing$  mm



Screw driving - max.  $\varnothing$  mm

Cardboard **BASIC BOX** version of ASR 200-SB (65 405 308) without paccumulator and charger.

### DELIVERY INCLUDES

ASR 200-SB basic machine (65 405 306), belt clip, AD 512/HEX adapter (00 633 760), Puzzle-B insert (65 405 347), cardboard box

Cardboard **BASIC BOX** version of ASR 200-3SB (65 405 311) without paccumulator and charger.

### DELIVERY INCLUDES

ASR 200-3SB basic machine (65 405 310), belt clip, AD 512/HEX adapter (00 633 760), Puzzle-B insert (65 405 347), cardboard box



## 20 V / COMPACT DRILL DRIVER / COMPACT IMPACT DRIVER

**3** ZÁRUKA  
**ROKY**  
WARRANTY

**ELECTRONIC**  
CONTROL & PROTECTION



 2 speeds |  rundown brake |  el. speed regulation



 2 speeds |  rundown brake |  el. speed regulation

### DRILL DRIVER

#### ASV 202-2

Accumulator voltage/capacity	20 V/2.0 Ah
Charge time	35 min
Max. tightening torque	47 Nm
RPM - 1 <sup>st</sup> gear	0-400 /min
RPM - 2 <sup>nd</sup> gear	0-1 450 /min
Chuck range	1.5-13 mm
Spindle thread	1/2"-20 UNF
Weight incl. accumulator	1.3 kg

#### DELIVERY INCLUDES

ASV 200-2 basic machine (65 405 289), quick-release chuck (65 404 850), belt clip, 2x AP 202 accumulator (65 405 333), ANU 1220 charger (65 405 337), transport case (65 404 342)

Order number: 65 405 291

### IMPACT DRIVER

#### ASP 202-2

Accumulator voltage/capacity	20 V/2.0 Ah
Charge time	35 min
Max. tightening torque	47 Nm
RPM - 1 <sup>st</sup> gear	0-400 /min
RPM - 2 <sup>nd</sup> gear	0-1 450 /min
No. of impacts - 1 <sup>st</sup> gear	0-6 000 /min
No. of impacts - 2 <sup>nd</sup> gear	0-21 750 /min
Chuck range	1.5-13 mm
Spindle thread	1/2"-20 UNF
Weight incl. accumulator	1.35 kg

#### DELIVERY INCLUDES

ASP 200-2 basic machine (65 405 293), (65 404 850) quick-release chuck, belt clip, 2x AP 202 accumulator (65 405 333), ANU 1220 charger (65 405 337), transport case (65 404 342)

Order number: 65 405 295

# PARAMETERS



**PLUG-IN design** (with battery in the handle) means 20V NAREX screwdrivers belong to the most compact power tools with the highest working range in their performance group.

- ▶ The battery incl. the foot of the grip takes up 50% less space than a comparable accumulator with slide-in design
- ▶ Excellent look of the tool is emphasised by the softgrip



**Removable belt clip**  
(Delivery includes)

- ▶ For free hands and improved work safety



**"RED DOTS" LED indicator**

automatically indicates the following states:

- ▶ current accumulator capacity
- ▶ voltage too low
- ▶ overload
- ▶ overheating
- ▶ defect



**Ergonomic rubberised handle**


is designed to be a perfect fit for any hand.

- ▶ Each control of the tool is within easy reach and user-friendly



Multifunctional transmission provides up to 3 work modes, including impact drilling (ASP 200-2B) and 2 gears.

- ▶ All-metal construction can withstand even the most extreme loads
- ▶ Multiple-spindle seating increases overall stability and rigidity
- ▶ Automatic spindle lock simplifies the handling of work tools
- ▶ High-quality, quick-release chuck provides the necessary working range



**Automatic LED light**

- ▶ Lighting the workspace
- ▶ High-working comfort provided by a couple of powerful LED lights

**Performance indicators ASV 200-2 / ASP 200-2**



\* Forstner drill bit



Cardboard **BASIC BOX** version of ASV 200-2 (65 405 290) without paccumulator and charger.

**DELIVERY INCLUDES**

ASV 200-2 basic machine (65 405 289), belt clip, Puzzle-B insert (65 405 347), cardboard box

Cardboard **BASIC BOX** version of ASP 200-2 (65 405 294) without paccumulator and charger.

**DELIVERY INCLUDES**

ASP 200-2 basic machine (65 405 293), belt clip, Puzzle-B insert (65 405 347), cardboard box



## 12 V / COMPACT DRILL DRIVER AND TORCH / COMPACT IMPACT WRENCH



up to 12 hours | LED chip

**3** years warranty | **2** speeds | spindle arrest



**3** years warranty | el. control components | el. speed regulation

### DRILL DRIVER AND TORCH ASV 122-SET

Accumulator voltage/capacity	12 V/2.0 Ah
Charge time	~25 min
Max. tightening torque	35 Nm
RPM - 1st gear	0-350 /min
RPM - 2nd gear	0-1 350 /min
Chuck range	0.8-10 mm
Spindle thread	3/8"-24 UNF
Weight incl. accumulator	1.1 kg

#### DELIVERY INCLUDES

ASV 120-2 basic machine (65 405 517), quick-release chuck (65 404 351), 2x AP 122 accumulator (65 405 476), ANU 1220 charger (65 405 337), AS 120 torch (65 405 521), transport case

Order number: 65 405 519

### IMPACT WRENCH ASR 122-S

Accumulator voltage / capacity	12 V/2.0 Ah
Charge time	~25 min
Max. tightening torque	139 Nm
RPM	0-2 400 /min
No. of strokes	0-3 100 /min
Fastening on the spindle	3/8" square
Weight incl. accumulator	0.95 kg

#### DELIVERY INCLUDES

ASR 120-S basic machine (65 405 472), AD 538/HEX conversion adapter (65 405 475), 2x AP 122 accumulator (65 405 476), ANU 1220 charger (65 405 337), transport case (65 404 342)

Order number: 65 405 474

# PARAMETERS



**Hi-tech system for combining BRUSHLESS technology** with modern electronic elements, tracks and evaluates the following states:

- ▶ voltage too low
- ▶ overload
- ▶ overheating
- ▶ malfunction



**"RED DOTS" LED indicator**

automatically indicates the following states:

- ▶ current accumulator capacity
- ▶ voltage too low
- ▶ overload
- ▶ overheating
- ▶ defect




**Perfect synergy** of accumulator output with ANU 1220 quick charger creates effective, economical and environmentally friendly solution for recharging working energy.

New compact accumulator cells provide 30% more energy and longer life. The individual battery components meet the most demanding environmental criteria and parameters.

**Ergonomic rubberised handle**

is designed to be a perfect fit for any hand.

- ▶ Each control of the tool is within easy reach and user-friendly



**Automatic LED light**

- ▶ Lighting the workspace
- ▶ High-working comfort provided by a couple of powerful LED lights

## Performance indicators ASV 120-2



**Drilling – max. ø mm**

**Screw driving – max. ø mm**

\* Forstner drill bit

Cardboard **BASIC BOX** version of ASV 120-2 (65 405 518) without paccumulator and charger.

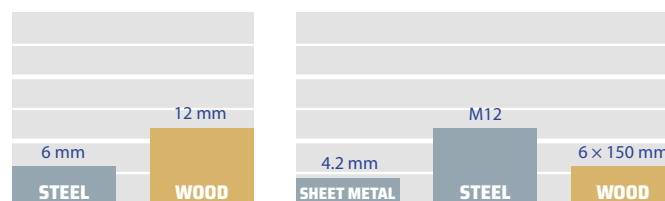
**DELIVERY INCLUDES**

ASV 120-2 basic machine (65 405 517), Puzzle-B insert (65 405 347), cardboard box



illustrative photo

## Performance indicators ASR 120-2



**Drilling – max. ø mm**

**Screw driving – max. ø mm**

Cardboard **BASIC BOX** version of ASR 120-2 (65 405 473) without paccumulator and charger.

**DELIVERY INCLUDES**

ASR 120-2 basic machine (65 405 472), AD 538/HEX adapter (65 405 475), Puzzle-B insert (65 405 347), cardboard box



illustrative photo



## 3.6 V / CORDLESS HYBRID DRIVER WITH A MAGNETIC SPINDLE



**3** years warranty | **3.6 V** POCKET TOOL |  Micro USB |  max. 10 Nm aut. spindle lock

### CORDLESS HYBRID DRIVER AS 37 HYBRO LADY

Voltage	<b>3.6 V</b>
Accumulator capacity	<b>Li-Ion 850 mAh</b>
Accumulator charge time	<b>ca 45 min</b>
Charging connector	<b>5-pin micro USB</b>
Max. torque (electric)	<b>3 Nm</b>
Max. torque (manual)	<b>10 Nm</b>
Speed	<b>280 rpm</b>
Max. screw $\varnothing$ without pre-drilling	
- manual drive	<b>4.5 mm</b>
- electric drive	<b>2.5 mm</b>
Max. screw size	<b>M8</b>
Bit holder on the spindle	<b>6.35 mm hex with magnet</b>
Weight	<b>140 g</b>

#### DELIVERY INCLUDES

Basic AS 37 HYBRO LADY machine (65 406 027), 5-pin micro USB power cable (65 404 439), 8-piece set of 25 mm C6.3 bits: PH1, PH2, PH3, F3, F4, H3, H4, H5, 75 mm extended E6.3/PH1 bit, 75 mm E6.3/C6.3 bit holder, blister pack

**Order number: 65 406 028**

- ▶ Accumulator-powered pocket driver in a trendy colour scheme
- ▶ Unique marriage of the principles of electrical and manual use
- ▶ All-metal gearbox and automatic spindle lock for manual screw-driving to up to 10 Nm
- ▶ Stable Li-Ion accumulator cell to ensure the tool is always ready on stand-by
- ▶ Electronically controlled quick-charger with coloured indicator
- ▶ Micro USB charging port for charging from standard mobile devices
- ▶ Magnetic head for quick swapping of driver bits
- ▶ Automatic LED work light for working in dark corners
- ▶ Option to get a 3-year warranty through online registration

## 3.6 V / CORDLESS HYBRID DRIVER WITH ELECTRONIC POWER REGULATION



**3**  
years warranty

**3.6 V**  
POCKET TOOL

**USB-C**

**max. 15 Nm**  
aut. spindle lock

### CORDLESS HYBRID DRIVER AS 37-2 HYBRO EVO

Voltage	<b>3.6 V</b>
Accumulator capacity	<b>Li-Ion 1,000 mAh</b>
Accumulator charge time	<b>ca 60 min</b>
Charging connector	<b>USB-C</b>
Max. torque (electric)	
- 1st setting	<b>1 Nm</b>
- 2nd setting	<b>5 Nm</b>
Max. torque (manual)	<b>15 Nm</b>
Speed	<b>250 rpm</b>
Max. screw ø without pre-drilling	
- manual drive	<b>5 mm</b>
- electric drive	<b>3 mm</b>
Max. screw size	<b>M8</b>
Bit holder on the spindle	<b>6.35 mm hex</b>
Weight	<b>180 g</b>

#### DELIVERY INCLUDES

Basic AS 37-2 HYBRO EVO machine (65 405 671), USB-C power cable (65 405 753), 14-piece set of 25 mm C6.3 bits: PH1, PH2, PH3, F4, F5, H3, H4, H5, H6, T5, T10, T15, T20, T25; 25 mm C6.3/S14 adapter, 75 mm extended E6.3/PH1 bit, 75 mm double-sided PH2/F5.5 bit, 68 mm HYBRO/C6.3 bit holder (65 405 754), 58 mm HYBRO/C4 bit holder (65 405 755), snap hook with a rubber spring, case

**Order number: 65 405 672**

- ▶ Extra light and slim for delicate work, brimming with power for demanding projects
- ▶ Battery-powered pocket driver for everyday professional work
- ▶ Popular axial design for easy handling and maximum reach
- ▶ Unique marriage of the principles of electrical and manual use
- ▶ Two-step electronic regulation of tightening torque with LED setting indicator:
  - max. 1 Nm, low load for micro interfaces (C4 bits)
  - max. 5 Nm, higher load (C6.3 bits)
- ▶ All-metal gearbox and automatic spindle lock for manual screw-driving to up to 15 Nm
- ▶ Stable Li-Ion accumulator cell to ensure the tool is always ready on stand-by
- ▶ Electronically controlled quick-charger with coloured indicator
- ▶ USB-C charging port for charging from standard mobile devices
- ▶ Quick-release head for a wide range of consumer accessories
- ▶ HYBRO/C4 and HYBRO/C6.3 bit holders with an extended shank for maximum axial play included in the standard pack
- ▶ Automatic LED work light with a switch-off delay
- ▶ Option to get a 3-year warranty through online registration



## 3.6 V / CORDLESS HYBRID DRIVER



**3** years warranty / **3.6 V** POCKET TOOL /  Micro USB /  max. 10 Nm out. spindle lock

### CORDLESS HYBRID DRIVER AS 37-Li HYBRO

Voltage	3.6 V
Accumulator	Li-Ion 850 mAh
Accumulator charge time	ca 45 min
Charging connector	5-pin micro USB
Max. torque (electric)	4 Nm
Max. torque (manual)	10 Nm
Speed	280 rpm
Max. screw $\varnothing$ without pre-drilling	
- manual drive	5 mm
- electric drive	3 mm
Max. screw size	M8
Bit holder on the spindle	6.35 mm hex
Weight	162 g








#### DELIVERY INCLUDES

Basic AS 37-Li HYBRO machine (65 404 438), 5-pin micro USB power cable (65 404 439), 75 mm extended E6.3/PH0 bit, 75 mm extended E6.3/PH1 bit, 75 mm extended E6.3/H4 bit, 110 mm double-sided PH2/F5.5 bit, blister pack





Order number: 65 405 670

- ▶ Accumulator-powered pocket driver for everyday use
- ▶ Popular axial design for easy handling and maximum reach
- ▶ Unique marriage of the principles of electrical and manual use
- ▶ All-metal gearbox and automatic spindle lock for manual screw-driving to up to 12 Nm
- ▶ Stable Li-Ion accumulator cell to ensure the tool is always ready on stand-by
- ▶ Electronically controlled quick-charger with coloured indicator
- ▶ Micro USB charging port for charging from standard mobile devices
- ▶ Quick-release head for a wide range of consumer accessories
- ▶ Automatic LED work light for working in dark corners
- ▶ Option to get a 3-year warranty through online registration







## ACCUMULATORS

TYPE	CAPACITY (AH)	CHEMICAL COMPOSITION	COMPATIBILITY		ORD. NUMBER
			BASIC MACHINE	CHARGER	
			7,2 V		
 <b>AP 7 LI</b>	2.0	Li-Ion	ASV 7-A, AS 7	AN 7 E	<b>65 404 191</b>
<b>12 V</b>					
 <b>AP 122</b>	2.0	Li-Ion	ASV 108-2, ASV 120-2, ASR 120-5, AS 120	AN 108, ANU 1220	<b>65 405 476</b>
 <b>AP 123</b>	3.0	Li-Ion			<b>65 405 477</b>
<b>14,4 V</b>					
 <b>AP 14 LC-2,0</b>	2.0	Li-Ion	ASV 14 E, ASV 14 EA, ASV 14 A, ASR 14 E-1/4, ASR 14 E-1/2, ASR 14 ES, AS 14-3	AN-UNI	<b>65 404 352</b>
<b>AP 14 LM-4,0</b>	4.0	Li-Ion			<b>65 404 353</b>
<b>AP 14 LI</b>	2.0	Li-Ion			<b>65 403 934</b>
<b>18 V</b>					
 <b>AP 18 LI</b>	2.0	Li-Ion	ASV 18-2A, ASP 18-2A, ASR 18-S, ASR 18 HT-5	AN-UNI C	<b>65 403 936</b>
<b>AP 18 LU</b>	4.0	Li-Ion			<b>65 403 937</b>
<b>20 V</b>					
 <b>AP 202</b>	2.0	Li-Ion	ASV 200-2, ASP 200-2, ASV 200-2B, ASP 200-2B, ASR 200-5B, ASR 200-35B	ANU 1220	<b>65 405 333</b>
<b>AP 203</b>	3.0	Li-Ion			<b>65 405 334</b>
<b>60 V</b>					
 <b>AP 610</b>	3.0 = (18 V 10 Ah)	Li-Ion	AP 600-2B, ASR 600-35B, ASR 600-3HTB, ASR 600-3MTB, ABU 125-600 B, ABU 150-600 3B, ABU 230-600 B	AN 600	<b>65 405 336</b>








## ADAPTERS FOR WRENCHES

TYPE	MACHINE SPINDLE	TOOL FASTENING	COMPATIBLE WITH MACHINE	ORD. NUMBER
 <b>AD S38/HEX</b>	$\frac{3}{8}$ "	$\frac{1}{4}$ "	ASR 120-5	<b>65 405 475</b>
 <b>AD S12/HEX</b>	$\frac{1}{2}$ "	$\frac{1}{4}$ "	ASR 14 E-1/2, ASR 14 ES, ASR 18-S, ASR 200-5B, ASR 200-35B, ASR 600-35B, ESR 500	<b>00 633 760</b>
 <b>AD S12/S34</b>	$\frac{1}{2}$ "	$\frac{3}{4}$ "	ASR 18 HT-5, ESR 800, ASR 600-3MTB	<b>65 404 555</b>
 <b>AD S34/S12</b>	$\frac{3}{4}$ "	$\frac{1}{2}$ "	ASR 600-3HTB	<b>65 405 340</b>

## CHARGERS AND QUICK CHARGERS

	TYPE	FOR VOLTAGE	CHARGE TIME	COMPATIBLE WITH ACCUMULATOR	ORD. NUMBER
	AD 7,2 V	7.2 V	150 min	ASV 7 E, ASR 7 E	00 648 894
	AN 7 E	7.2 V	60 min	AP 7 LC, AP 7 LE, AP 7 LI	00 765 458
	AN-UNI	12-14.4 V	25-60 min	AP-ASV 12 E, AP 12 CE, AP 12 MH-1.7, AP-ASV 14 E, AP 14 CE, AP 14 MH-1.7, AP 14 LC, AP 14 LC-2.0, AP 14 LM, AP 14 LM-4.0	00 648 648
	AN-UNI C	14.4-18 V	25-60 min	AP 14 LE, AP 14 LI, AP 14 LP, AP 14 LU, AP 18 LE, AP 18 LI, AP 18 LP, AP 18 LU	65 404 849
	ANU 1220	12-20 V	25-45 min	AP 108-2.0, AP 122, AP 123, AP 202, AP 203	65 405 337
	AN 600	60 V	60-80 min	AP 607, AP 610	65 405 338

## QUICK-RELEASE CHUCKS

	TYPE	RANGE (MM)	THREAD	I	A	HM	COMPATIBLE WITH MACHINE	ORD. NUMBER
	KC-D 6-3/8	0.6-6	3,8"-24 UNF				ASV 7-A	00 765 459
	KC-D 10-3/8	0.8-10	3,8"-24 UNF				ASV 10-2A	00 764 437
	KC-D 10-3/8 I	1-10	3,8"-24 UNF	●			ASV 12 BE, ASV 12 BE-T	00 614 366
	KC-D 10-3/8 A	1-10	3,8"-24 UNF		●		ASV 108-2, ASV 120-2	65 404 351
	KC-D 10-1/2 A	1-10	1/2"-20 UNF		●		ASV 12 E, ASV 12 EA, ASV 14 E, ASV 14 EA	00 648 430
	KC-D 13-1/2 AI	1.5-13	1/2"-20 UNF	●	●		ASV 14-2A, ASP 14-2A, ASV 18-2A, ASP 18-2A, ASV 200-2, ASP 200-2, ASV 200-2B, ASP 200-2B	65 404 850
	KC-D 13-1/2 AIHM	1.5-13	1/2"-20 UNF	●	●	●	ASP 14-2A, ASP 18-2A, ASP 600-2B	65 405 339

Explanatory notes: I - impact, A - Auto-Lock, HM - jaws with tungsten carbide

# ACCESSORIES / SUPER LOCK DRIVER SYSTEM

**Fastening system NAREX SUPER LOCK** will surprise the handyman, excite the professional and shine in industrial use. The new, innovative and patented solution for the secondary magnetic holder SUPER LOCK brings a revo-

lution in the area of installation and fastening and is irreplaceable anywhere where time and money saved are key and every free hand helps.



**EASY**  
RELEASE

**10**  
ULTRA SLIM

**AUTO**  
LOCK

**S2**  
STEEL

**Cr**  
PLATING

**Nd**  
MAGNETIC

**NX**  
DESIGN

**HAND FREE**  
SCREWING



SUPER LOCK BIT SETS	TYPE	SET CONTENTS	HAND FREE SCREWING			AMOUNT IN A PACK	ORD. NUMBER
	<b>18-BIT BOX SUPER LOCK</b> <b>HAND FREE SCREWING</b>	18-piece set of SUPER LOCK bits incl. SLIM bit holder and SUPER LOCK magnetic attachments (C6.3/25 mm: PH1, 2× PH2, PH3, PZ1, 2× PZ2, PZ3, F4, F5, T20, T25, T30, T40; SUPER LOCK ORANGE, SUPER LOCK BLUE, SUPER LOCK BLACK)	•	•	•	18-piece set	65 405 326
	<b>35-Bit Box SUPER LOCK</b> <b>HAND FREE SCREWING</b>	35-piece set of SUPER LOCK bits incl. SLIM-QUICK bit holder and SUPER LOCK magnetic attachments (C6.3/25 mm: PH1, 4× PH2, PH3, PZ1, 4× PZ2, PZ3, F3, F4, F5, F6, H3, H4, H5, H6, T10, T15, T20, T25, T27, T30, T40; 25mm adapter for 1/4" square; SUPER LOCK ORANGE, SUPER LOCK BLUE, SUPER LOCK BLACK)	•	•	•	35-piece set	65 404 440
	<b>52-Bit Box SUPER LOCK</b> <b>HAND FREE SCREWING</b>	52-piece set of SUPER LOCK bits incl. SLIM-QUICK bit holder and SUPER LOCK magnetic attachments (C6.3/25 mm: 3× PH1, 6× PH2, 3× PH3, 3× PZ1, 6× PZ2, 3× PZ3, F3, F4, F5, F6, H3, H4, H5, H6, 2× T10, 2× T15, 3× T20, 2× T25, T27, 3× T30, 2× T40; SUPER LOCK ORANGE, SUPER LOCK BLUE, SUPER LOCK BLACK)	•	•	•	52-piece set	65 404 442
	<b>65-Bit Box SUPER LOCK</b> <b>HAND FREE SCREWING</b>	65-piece set of SUPER LOCK bits incl. SLIM, SLIM-QUICK bit holders and SUPER LOCK magnetic attachments (C6.3/25 mm: 2× PH1, 3× PH2, PH3, 2× PZ1, 3× PZ2, PZ3, F4, F6, H2, H2.5, 2× H3, 2× H4, 2× H5, 2× H6, 6× T10, 4× T15, 8× T20, 4× T25, T27, 4× T30, 2× T40, TX10, TX15, TX20, TX25, TX27, TX30, TX40; SUPER LOCK ORANGE, SUPER LOCK BLUE, SUPER LOCK BLACK)	•	•	•	65-piece set	65 404 444
SUPER LOCK BIT HOLDERS	TYPE	l. mm	Ø 10	Ø 13	Ø 15	AMOUNT IN A PACK	ORD. NUMBER
	SLIM	60	•	•	•	10	65 404 491
	SLIM-QUICK	65	•	•	•	5	65 404 489

# ACCESSORIES / SUPER LOCK DRIVER SYSTEM



**EASY RELEASE** internal mechanism quickly reacts to any changes made and makes changing bits even easier and safer. Immediately after unlocking the control ring, an internal magnet pushes out the screwdriver bit to a position where it cannot fall out but can be very easily removed.



The latest series of universal screwdriver bits NAREX SUPER LOCK is designed for manual and machine operation on all popular conventional interfaces, including connection to the unique SUPER LOCK system, supporting HANDS FREE SCREWING. Each bit is fitted with a recess and a coloured identification strip for fitting the corresponding secondary SUPER LOCK magnetic holder.



Secondary SUPER LOCK magnetic holder ensures a 100 % fit of the screwdriver bit into the grooves of the corresponding fastener, guaranteeing optimal torque transmission, reducing the load on the bit and extending its service life. Thanks to a sophisticated lateral lock with a soft hinge, the SUPER LOCK magnetic holder can always be easily reinstalled. Powerful neodymium industrial magnet ND MAGNETIC can hold a fastener up to 30x heavier than itself.



**AUTO LOCK** mechanically locks any bit with C6.3 and E6.3 hexagonal shank, preventing it from coming loose even during the most demanding operations and helps maintain a high work rate.



Specially tempered surface and core made of S2 high-quality tool steel with a hardness of 58-60 HRC guarantees NAREX SUPER LOCK screwdriver bits have excellent properties such as high resistance to wear and tear, resilience in moments of sudden increase in torque and long service life.



The bearing portion of the holder is made of high-quality hardened steel. Its ULTRA SLIM body is perfectly balanced and has extreme work range. EASY RELEASE control ring follows up on the slim body, giving the handle a homogeneous appearance and very low runout.



Final CR PLATING of NAREX SUPER LOCK screwdriver bits lends their surface exceptional stability and resistance to corrosion caused, for instance, by direct contact with water, air humidity or human sweat.

SUPER LOCK MAGNETIC HOLDERS		TYPE	NX DESIGN	Ø 11 S SIZE	Ø 13 M SIZE	Ø 15 L SIZE	Nd MAGNETIC	HAND FREE SCREWING	AMOUNT IN A PACK	ORD. NUMBER		
		SUPER LOCK - ORANGE	.	.	.	.	.		10	65 404 483		
		SUPER LOCK - BLUE	.	.	.	.	.		10	65 404 485		
		SUPER LOCK - BLACK	.	.	.	.	.		10	65 404 487		
SUPER LOCK MAGNETIC HOLDERS		TYPE	l. mm	HEX	NX DESIGN	S2 STEEL	Cr PLATING	Ø 11 S SIZE	Ø 13 M SIZE	Ø 15 L SIZE	AMOUNT IN A PACK	ORD. NUMBER
		PH1-25 ORANGE	25	.	.	.	.	.	.	.	20	65 404 447
		PH2-25 BLUE	25	.	.	.	.	.	.	.	20	65 404 449
		PH3-25 BLUE	25	.	.	.	.	.	.	.	20	65 404 451
		PZ1-25 ORANGE	25	.	.	.	.	.	.	.	20	65 404 453
		PZ2-25 BLUE	25	.	.	.	.	.	.	.	20	65 404 455
		PZ3-25 BLUE	25	.	.	.	.	.	.	.	20	65 404 457
		T10-25 ORANGE	25	.	.	.	.	.	.	.	20	65 404 459
		T15-25 ORANGE	25	.	.	.	.	.	.	.	20	65 404 461
		T20-25 ORANGE	25	.	.	.	.	.	.	.	20	65 404 463
		T25-25 BLUE	25	.	.	.	.	.	.	.	20	65 404 465
		T30-25 BLUE	25	.	.	.	.	.	.	.	20	65 404 467
		T40-25 BLACK	25	.	.	.	.	.	.	.	20	65 404 469
		H4-25 ORANGE	25	.	.	.	.	.	.	.	20	65 404 471
		H5-25 BLUE	25	.	.	.	.	.	.	.	20	65 404 473
		H6-25 BLACK	25	.	.	.	.	.	.	.	20	65 404 475
		F4-25 ORANGE	25	.	.	.	.	.	.	.	20	65 404 477
		F5-25 BLUE	25	.	.	.	.	.	.	.	20	65 404 479
		F6-25 BLUE	25	.	.	.	.	.	.	.	20	65 404 481

## 7-BIT BOX

7-piece (pocket) set of screwing Industrial-CrV bits



**Delivery includes** - C6.3 bits (25 mm):  $\oplus$  PZ1, PZ2  $\oplus$  PH1, PH2  $\ominus$  5, 6 mm

E6.3/C6.3 (60 mm) magnetic bit holder

**Order number: 65 404 058**

## 29-BIT BOX

29-piece set of screwing Industrial-CrV bits



**Delivery includes** - C6.3 bits (25 mm):  $\oplus$  PZ0, 2x PZ1, 2x PZ2, PZ3  $\oplus$  PH0, PH1, PH2, PH3  $\star$  T8, T10, T15, T20, T25, T30, T40  $\circ$  H2, H3, H4, H5, H5.5, H6  $\ominus$  3, 4, 5, 6, 7 mm

E6.3/C6.3 (60 mm) magnetic bit holder

**Order number: 65 404 059**

## 37-BIT BOX

37-piece set of screwing Industrial-CrV bits and nut driver bits



**Delivery includes** - Socket heads:  $\circ$  4, 4.5, 5, 6, 7, 8 mm C6.3 bits (25 mm):  $\oplus$  PZ0, PZ1, PZ2, PZ3  $\oplus$  PH0, PH1, PH2, PH3  $\star$  T10, T15, T20, T25, T30,  $\circ$  H2, H2.5, H3, H4, H5, H5.5, H6  $\ominus$  3, 4, 5, 6, 7 mm  $\circ$  S0, S1, S2, S3

E6.3/  $\blacksquare$  1/4" (25 mm) socket head holder  
E6.3/C6.3 (60 mm) magnetic bit holder

**Order number: 65 404 060**

## 54-BIT BOX M

54-piece set of screwing Industrial-CrV bits with magnetic organiser



**Delivery includes** - C6.3 bits (25 mm):  $\oplus$  2x PZ0, 2x PZ1, 2x PZ2, 2x PZ3  $\oplus$  2x PH0, 2x PH1, 2x PH2, 2x PH3  $\star$  T8, T9, T10, T15, T20, T25, T27, T30, T35, T40  $\circ$  H1.5, H2, H2.5, H3, H4, H5, H5.5, H6, H7, H8  $\ominus$  3, 4, 5, 5.5, 6, 7, 8 mm  $\circ$  M5, M6, M8  $\star$  TW1, TW2, TW3, TW4  $\circ$  S1, S2, S3

E6.3/C6.3 (60 mm) magnetic bit holder

**Order number: 65 405 501**

## 60-BIT BOX

60-piece set of screwing Industrial-CrV bits



**Delivery includes** - C6.3 bits (25 mm):  $\oplus$  3x PZ0, 3x PZ1, 4x PZ2, 3x PZ3  $\oplus$  2x PH0, 2x PH1, 3x PH2, 2x PH3  $\star$  T8, T9, T10, T15, T20, T25, T27, T30, T35, T40  $\circ$  H1.5, H2, H2.5, H3, H4, H5, H5.5, H6, H7, H8  $\ominus$  2x 3, 2x 4, 2x 5, 2x 5.5, 2x 6, 2x 7 mm E6.3 bits (50 mm):  $\oplus$  PZ1, PZ2, PZ3  $\ominus$  5, 6 mm E6.3/C6.3 (60 mm) magnetic bit holder

**Order number: 65 404 062**

## 80-BIT BOX

80-piece set of screwing Industrial-CrV bits



**Delivery includes** - C6.3 bits (25 mm):  $\oplus$  2x PZ0, 2x PZ1, 3x PZ2, 2x PZ3  $\oplus$  PH0, PH1, 3x PH2, PH3  $\star$  T8, T9, T10, T15, T20, T25, T27, T30, T35, T40  $\star$  TX10, TX15, TX20, TX25, TX27, TX30, TX35  $\circ$  H1.5, H2, H2.5, H3, H3.5, H4, H4.5, H5, H5.5, H6, H7, H8  $\circ$  H2T, H2.5T, H3T, H4T, H5T, H6T  $\ominus$  3, 4, 5, 5.5, 6, 7 mm  $\oplus$  SP4, SP6, SP8, SP10 E6.3 bits (50 mm):  $\oplus$  PZ0, PZ1, PZ2, PZ3  $\oplus$  PH0, PH1, PH2, PH3  $\star$  T10, T15, T20, T25, T27, T30  $\ominus$  3, 4, 5, 6, 7 mm E6.3/C6.3 (60 mm) magnetic bit holder

**Order number: 65 404 064**

## 127-BIT BOX

127-piece set of Industrial-CrV screwdriver bits

Delivery includes - C6.3 bits (25 mm): PZ0, PZ1, 5x PZ2, 2x PZ3  
 PH0, PH1, 5x PH2, PH3 T8, T10, T15, T20, T25, T27, T30, T40, T45  
 TX8, TX10, TX15, TX20, TX25, TX27, TX30, TX35, TX40  
 H1.5, H2, H2.5, H4, H5, H6, H7, H1/6", H5/64", H3/32", H7/64", H1/8", H5/32",  
H3/16", H7/32", H1/4" 2x H2T, 2x H2.5T, 2x H3T, 2x H4T, 2x H5T, 2x H6T  
 3, 4, 3x 4.5, 3x 5, 3x 5.5, 6, 6.5, 7, 8 mm S0, S1, S2, S3 SP4, SP6, SP8, SP10  
 TQ6, TQ8, TQ10 C1, C2, C3 M5, M6, M8 TW1, TW2, TW3, TW4,  
Special bit for fastening and unfastening hooks



E6.3 bits (50 mm): 2x PZ2 2x PH2 4.5 mm  
E6.3 bits (75 mm): PZ1, 2x PZ2, PZ3 PH1, 2x PH2, PH3 5 mm  
E6.3 bits (150 mm): PZ2, PZ3 PH2, PH3 6 mm  
E6.3/C6.3 (60 mm) magnetic bit holder  
E6.3/E6.3 (60 mm) magnetic bit holder  
SDS-plus/E6.3 (80 mm) magnetic bit holder  
E6.3/ (25 mm) socket head holder  
E6.3/ (50 mm) socket head holder  
 / adapter

Order number: 65 404 065

## 73-TOOL BOX MICRO

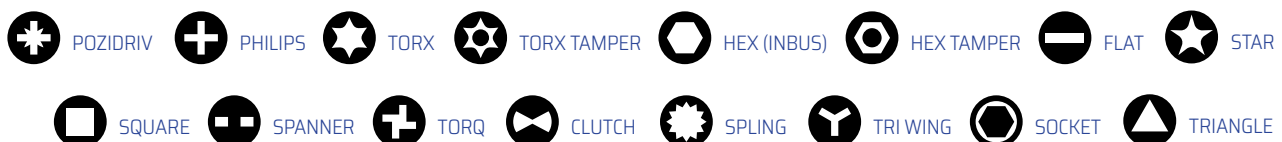
73-piece set of professional driver heads

For interface C6.3: Magnetic screwdriver with ratchet and jointed head,  
magnetic attachment 125 mm, 29 bits (25 mm): F3, F4, F5, F6, F7  
 PH4, PH5, PH6, PH6.5 T9, T10, T15, T20, T25, T30  
 H2.5, H3, H4, H5, H6 PZ1, PZ2, PZ3 SP6, SP8  
 TW1, TW2, TW3 TA2.3

For C4 interface: » Magnetic screwdriver with ratchet, magnetic  
attachment 100 mm, magnetic flexible shaft 130 mm,  
38 micro bits (28 mm): F1, F1.5, F2, F2.5, F3, F3.5, F4  
 PH1, PH1.5, PH2, PH2.5, PH3, PH3.5 T3, T4, T5,  
T6, T7, T8, T9, T10, T15, T20 H0.9, H1.3, H1.5, H2, H2.5, H3,  
H3.5, H4, H4.5, H5, H6 SP2.6 TW2 ST0.8 TA2, TA2.3

C6.3/C4 transition adapter

Order number: 65 405 271







# ***ELECTRIC TOOLS***





## DRILLS

- Drills can be used for drilling into most of the well-known construction materials precisely and cleanly. Drilling into brick or concrete walls requires the use of an impact drill.
- One of the biggest advantages of NAREX drills is time-tested quality of the motor and the transmission. Optimised gearing geometry in the new generation of drills significantly extends the service life of the machine and ensures quieter operation; aluminium gearbox improves the stability and cooling of the transmission system.
- Ergonomic handle shape provides an ideal grip and precise pressure application directly to the drilling axis. Handling the machine is even more comfortable due to the machine's large on/off switch and easily accessible rotation direction switch. No high-quality drill would be complete without electronics which play a vital role in a smooth start-up and speed control.
- Aside from basic drilling functions, drills can also be used for screwing, grinding with a sanding extension or for mixing and stirring construction materials.

## DRILL / WITH EXTRA HIGH SPEED NON-IMPACT



 left-/right-handed rotation |  el. speed regulation

### DRILL EV 13 F-H3

Rated power input	650 W
Max. drilling dia.	
in steel/in aluminium/in wood	13/16/25 mm
Idle speed	0-4 000 /min
Max. torque	7.5 Nm
Chuck range	1.5-13 mm
Fastening neck dia.	43 mm
Spindle thread	1/2"-20 UNF
Weight	1.5 kg

#### DELIVERY INCLUDES

Quick-release chuck (00 619 614), depth stop rod for setting drilling depth (66 591 611), detachable handgrip (00 592 979), cardboard box

Ord. number: 00 624 196

- ▶ For industrial production, assembly and maintenance
- ▶ Drill holes into resilient materials efficiently thanks to compact and short gearbox arranged for high speeds
- ▶ Quality mounting of transmission in a stable aluminium box improves performance and extends service life
- ▶ Electronic speed control for setting the optimal rotation speed
- ▶ Smooth start-up for comfortable and safe drilling
- ▶ Quick-release chuck for swift tool change

**DRILL** / WITH A WIDE RANGE OF USES  
NON-IMPACT




*two-speed transmission* / 
 
*left-/right-handed rotation* / 
 
*el. speed regulation*

**DRILL**

*EV 13 E-2H3*

Rated power input	<b>650 W</b>
Max. drilling dia. in steel/in aluminium/in wood	<b>13/16/35 mm</b>
Idle speed	
1 <sup>st</sup> gear	<b>0-1 100 /min</b>
2 <sup>nd</sup> gear	<b>0-3 000 /min</b>
Max. torque	
1 <sup>st</sup> /2 <sup>nd</sup> gear	<b>29/10 Nm</b>
Chuck range	<b>1.5-13 mm</b>
Fastening neck dia.	<b>43 mm</b>
Spindle thread	<b>1/2"-20 UNF</b>
Weight	<b>1.7 kg</b>

**DELIVERY INCLUDES**

Quick-release chuck (00 619 614), depth stop rod for setting drilling depth (66 591 611), detachable handgrip (00 592 979), cardboard box

**Ord. number: 00 624 193**

- For industrial production, assembly and maintenance
- Versatile use in drilling into soft or hard construction materials thanks to a powerful motor and a robust two-gear transmission
- Quality mounting of transmission in a stable aluminium box improves performance and extends service life
- Electronic speed control for setting the optimal rotation speed
- Smooth start-up for comfortable and safe drilling
- Quick-release chuck for swift tool change

# DRILL / ROBUST AND POWERFUL DRILL WITH A WIDE RANGE OF USES NON-IMPACT




*two-speed transmission* / 
 
*left-/right-handed rotation* / 
 
*el. speed regulation*

## DRILL EV 13 G-2

Rated power input	<b>760 W</b>
Max. drilling dia.	
in steel/in aluminium/in wood	<b>13/20/45 mm</b>
Idle speed	
1 <sup>st</sup> gear	<b>0-1 000 /min</b>
2 <sup>nd</sup> gear	<b>0-3 050 /min</b>
Max. torque	
1 <sup>st</sup> /2 <sup>nd</sup> gear	<b>44/15 Nm</b>
Chuck range	<b>1.5-13 mm</b>
Fastening neck dia.	<b>43 mm</b>
Spindle thread	<b>1/2"-20 UNF</b>
Weight	<b>2.5 kg</b>

### DELIVERY INCLUDES

Toothed-ring chuck (65 404 516), detachable handgrip SOFTGRIP (65 404 720), depth stop rod for setting drilling depth (66 622 322), cardboard box

**Ord. number: 65 404 729**

- For industrial production, assembly and maintenance
- Versatile use in drilling into soft or hard construction materials thanks to a powerful motor and a robust two-gear transmission
- Quality mounting of transmission in a stable aluminium box improves performance and extends service life
- Electronic speed control for setting the optimal rotation speed
- Smooth start-up for comfortable and safe drilling
- Rubber-coated accessories in the gripping area improve grip and machine handling

## DRILL / ROBUST AND POWERFUL WITH SPINDLE ARREST NON-IMPACT



aut. spindle arrest



two-speed transmission



left-/right-handed rotation



el. speed regulation

### DRILL

#### EV 13 G-2A

Rated power input	<b>760 W</b>
Max. drilling dia. in steel/in aluminium/in wood	<b>13/20/45 mm</b>
Idle speed	
1 <sup>st</sup> gear	<b>0-1 000 /min</b>
2 <sup>nd</sup> gear	<b>0-3 050 /min</b>
Max. torque	
1 <sup>st</sup> /2 <sup>nd</sup> gear	<b>44/15 Nm</b>
Chuck range	<b>1.5-13 mm</b>
Fastening neck dia.	<b>43 mm</b>
Spindle thread	<b>1/2"-20 UNF</b>
Weight	<b>2.6 kg</b>

#### DELIVERY INCLUDES

Quick-release chuck (00 764 657), detachable handgrip SOFTGRIP (65 404 720), depth stop rod for setting drilling depth (66 622 322), systainer SYS-TL 2 (65 403 694)

**Ord. number: 65 403 760**

- For industrial production, assembly and maintenance
- Versatile use in drilling into soft or hard construction materials thanks to a powerful motor and a robust two-gear transmission
- Quality mounting of transmission in a stable aluminium box improves performance and extends service life
- Electronic speed control for setting the optimal rotation speed
- Smooth start-up for comfortable and safe drilling
- Automatic arrest of the spindle for simpler tool change
- Rubber-coated accessories in the gripping area improve grip and machine handling



  
**ability to switch off  
 hammer action**

  
**two-speed transmission**

  
**left-/right-handed rotation**

  
**el. speed regulation**

**IMPACT DRILL**  
**EVP 13 E-2H3**

Rated power input	<b>650 W</b>
Max. drilling dia.	
in steel/in aluminium/in wood/in brickwork	<b>13/16/35/16 mm</b>
Idle speed	
1 <sup>st</sup> gear	<b>0-1 100 /min</b>
2 <sup>nd</sup> gear	<b>0-3 000 /min</b>
Idle hammer-action impacts	
1 <sup>st</sup> gear	<b>0-22 000 /min</b>
2 <sup>nd</sup> gear	<b>0-60 000 /min</b>
Max. torque	
1 <sup>st</sup> /2 <sup>nd</sup> gear	<b>29/10 Nm</b>
Chuck range	<b>1.5-13 mm</b>
Fastening neck dia.	<b>43 mm</b>
Spindle thread	<b>1/2"-20 UNF</b>
Weight	<b>1.8 kg</b>

**DELIVERY INCLUDES**

Toothed-ring chuck (65 404 516), depth stop rod for setting drilling depth (66 591 611), detachable handgrip (00 592 979), cardboard box

**Ord. number: 00 624 029**

- For construction/assembly work and maintenance
- Versatile use in drilling into soft or hard construction materials thanks to a hammer-action mechanism and a robust two-gear transmission
- Quality mounting of transmission in a stable aluminium box improves performance and extends service life
- Electronic speed control for setting the optimal rotation speed
- Smooth start-up for comfortable and safe drilling

## DRILL / ROBUST AND POWERFUL IMPACT WITH A WIDE RANGE OF USES



  
ability to switch off  
hammer action

  
two-speed transmission

  
left-/right-handed rotation

  
el. speed regulation

### IMPACT DRILL EVP 13 G-2H3

Rated power input	<b>760 W</b>
Max. drilling dia.	
in steel/in aluminium/in wood/in brickwork	<b>13/20/45/20 mm</b>
Idle speed	
1 <sup>st</sup> gear	<b>0-1 100 /min</b>
2 <sup>nd</sup> gear	<b>0-3 050 /min</b>
Idle hammer-action impacts	
1 <sup>st</sup> gear	<b>0-22 000 /min</b>
2 <sup>nd</sup> gear	<b>0-61 000 /min</b>
Max. torque	
1 <sup>st</sup> /2 <sup>nd</sup> gear	<b>44/15 Nm</b>
Chuck range	<b>1,5-13 mm</b>
Fastening neck dia.	<b>43 mm</b>
Spindle thread	<b>1/2"-20 UNF</b>
Weight	<b>2,5 kg</b>

#### DELIVERY INCLUDES

Toothed-ring chuck (65 404 516), depth stop rod for setting drilling depth (66 622 322), detachable handgrip SOFTGRIP (65 404 720), cardboard box

**Ord. number: 00 631 549**

- For construction/assembly work and maintenance
- Versatile use in drilling into soft or hard construction materials thanks to a hammer-action mechanism and a robust two-gear transmission
- Quality mounting of transmission in a stable aluminium box improves performance and extends service life
- Electronic speed control for setting the optimal rotation speed
- Smooth start-up for comfortable and safe drilling
- Rubber-coated accessories in the gripping area improve grip and machine handling





 **aut. spindle arrest**

 **ability to switch off hammer action**

 **two-speed transmission**

 **left-/right-handed rotation**

 **el. speed regulation**

## IMPACT DRILL

### EVP 13 G-2A

Rated power input	<b>760 W</b>
Max. drilling dia.	
in steel/in aluminium/in wood/in brickwork	<b>13/20/45/20 mm</b>
Idle speed	
1 <sup>st</sup> gear	<b>0-1 000 /min</b>
2 <sup>nd</sup> gear	<b>0-3 050 /min</b>
Idle hammer-action impacts	
1 <sup>st</sup> gear	<b>0-22 000 /min</b>
2 <sup>nd</sup> gear	<b>0-61 000 /min</b>
Max. torque	
1 <sup>st</sup> /2 <sup>nd</sup> gear	<b>44/15 Nm</b>
Chuck range	<b>1.5-13 mm</b>
Fastening neck dia.	<b>43 mm</b>
Spindle thread	<b>1/2"-20 UNF</b>
Weight	<b>2.5 kg</b>

#### DELIVERY INCLUDES

Quick-release chuck (00 764 657), depth stop rod for setting drilling depth (66 622 322), detachable handgrip SOFTGRIP (65 404 720), systainer SYS-TL 2 (65 403 694)

**Ord. number: 65 403 763**

- For construction/assembly work and maintenance
- Versatile use in drilling into soft or hard construction materials thanks to a hammer-action mechanism and a robust two-gear transmission
- Quality mounting of transmission in a stable aluminium box improves performance and extends service life
- Electronic speed regulation for setting optimal rotation speeds depending on the Type of material and work
- Smooth start-up for comfortable and safe drilling
- Automatic arrest of the spindle for simpler tool change
- Rubber-coated accessories in the gripping area improve grip and machine handling



-   
**safety clutch**
-   
**ability to switch off hammer action**
-   
**two-speed transmission**
-   
**left-/right-handed rotation**
-   
**el. speed regulation**

## IMPACT DRILL

### EVP 13 H-2C

Rated power input	<b>1 100 W</b>
Max. drilling dia.	
in steel/in aluminium/in wood/in brickwork	<b>16/24/45/24 mm</b>
Idle speed	
1 <sup>st</sup> gear	<b>0-1 000 /min</b>
2 <sup>nd</sup> gear	<b>0-2 800 /min</b>
Idle hammer-action impacts	
1 <sup>st</sup> gear	<b>0-20 000 /min</b>
2 <sup>nd</sup> gear	<b>0-56 000 /min</b>
Max. torque	
1 <sup>st</sup> /2 <sup>nd</sup> gear	<b>65/22,5 Nm*</b>
Chuck range	<b>1.5-13 mm</b>
Fastening neck dia.	<b>43 mm</b>
Spindle thread	<b>1/2"-20 UNF</b>
Weight	<b>2.6 kg</b>

*\* Blocking torque is limited electronically*

#### DELIVERY INCLUDES

Toothed-ring chuck (65 404 516), depth stop rod for setting drilling depth (66 622 322), detachable handgrip SOFTGRIP (65 404 720), cardboard box

**Ord. number: 00 763 321**

- ▶ For construction/assembly work and maintenance
- ▶ Versatile use in drilling into soft or hard construction materials thanks to a hammer-action mechanism and a robust two-gear transmission
- ▶ Quality mounting of transmission in a stable aluminium box improves performance and extends service life
- ▶ Full-wave control electronics maintain constant work speed
- ▶ Electronic speed control for setting the optimal rotation speed
- ▶ Smooth start-up for comfortable and safe drilling
- ▶ Electronic safety clutch protects the operator should the machine jam
- ▶ Rubber-coated accessories in the gripping area improve grip and machine handling

# DRILL / ROBUST AND POWERFUL IMPACT WITH CONSTANT ELECTRONICS AND SPINDLE ARREST



## IMPACT DRILL EVP 13 H-2CA

Rated power input	<b>1 100 W</b>
Max. drilling dia.	
in steel/in aluminium/in wood/in brickwork	<b>16/24/45/24 mm</b>
Idle speed	
1 <sup>st</sup> gear	<b>0-1 000 /min</b>
2 <sup>nd</sup> gear	<b>0-2 800 /min</b>
Idle hammer-action impacts	
1 <sup>st</sup> gear	<b>0-20 000 /min</b>
2 <sup>nd</sup> gear	<b>0-56 000 /min</b>
Max. torque	
1 <sup>st</sup> /2 <sup>nd</sup> gear	<b>65/22,5 Nm*</b>
Chuck range	<b>1.5-13 mm</b>
Fastening neck dia.	<b>43 mm</b>
Spindle thread	<b>1/2"-20 UNF</b>
Weight	<b>2.8 kg</b>

\* Blocking torque is limited electronically

### DELIVERY INCLUDES

Quick-release chuck (00 764 657), depth stop rod for setting drilling depth (66 622 322), detachable handgrip SOFTGRIP (65 404 720), systainer SYS-TL 2 (65 403 694)

**Ord. number: 65 403 764**

- For construction/assembly work and maintenance
- Versatile use in drilling into soft or hard construction materials thanks to a hammer-action mechanism and a robust two-gear transmission
- Quality mounting of transmission in a stable aluminium box improves performance and extends service life
- Full-wave control electronics maintain constant work speed
- Electronic speed control for setting the optimal rotation speed
- Smooth start-up for comfortable and safe drilling
- Electronic safety clutch protects the operator should the machine jam
- Automatic arrest of the spindle for simpler tool change
- Rubber-coated accessories in the gripping area improve grip and machine handling



-   
**safety clutch**
-   
**ability to switch off hammer action**
-   
**two-speed transmission**
-   
**left-/right-handed rotation**
-   
**el. speed regulation**

## IMPACT DRILL

### EVP 16 K-2

Rated power input	<b>1 050 W</b>
Max. drilling dia. in steel/in brickwork/in wood	<b>16/30/55 mm</b>
Idle speed	
1 <sup>st</sup> gear	<b>0-970 /min</b>
2 <sup>nd</sup> gear	<b>0-1 750 /min</b>
Idle hammer-action impacts	
1 <sup>st</sup> gear	<b>0-970 /min</b>
2 <sup>nd</sup> gear	<b>0-1 750 /min</b>
Max. torque	
1 <sup>st</sup> gear/2 <sup>nd</sup> gear	<b>62.5/35 Nm</b>
Chuck range	<b>3-16 mm</b>
Fastening neck dia.	<b>57 mm</b>
Spindle thread	<b>5/8"-16UN-2A</b>
Weight	<b>3.8 kg</b>

#### DELIVERY INCLUDES

Toothed-ring chuck (65 404 518), depth stop rod for setting drilling depth (66 592 447), telescopic detachable handgrip (66 622 578), cardboard box or systainer SYS-TL 2 MIDI (65 403 696)

**Ord. number: 00 765 486**

- ▶ For construction/assembly work and maintenance
- ▶ Versatile use in drilling into soft or hard construction materials thanks to a hammer-action mechanism and a robust two-gear transmission
- ▶ Quality mounting of transmission in a stable aluminium box improves performance and extends service life
- ▶ Electronic speed regulation for setting optimal rotation speeds depending on the Type of material and work
- ▶ Smooth start-up for comfortable and safe drilling
- ▶ Mechanical friction clutch, telescopic detachable handgrip and spade handle improve safety during work at high tightening torques



**GROUND DRILL BITS FOR METAL**  
HSS-G MSP ▶



**COBALT DRILL BITS FOR METAL**  
HSS-Co MSP ▶



**CARBON DRILL BITS FOR WOOD**  
CS-R WP ▶




**GROUND DRILL BITS FOR WOOD**  
HSS-G WSP ▶



**HAMMER-ACTION DRILL**  
2E BP ▶



**DRILL BITS FOR CONCRETE**  
SDS-PLUS 4E BSP ▶



Explanatory notes:



Steel



Alloyed steel



Soft wood



Hard wood



Plastic (PVC, acrylic etc.)



Masonry



Concrete Reinforced concrete



Fastening SDS-PLUS



High-speed steel



High-speed steel with 5% added cobalt

## METAL HSS-G STAR

Ground drill bits for standard everyday drilling into steel

- ▶ High-speed steel tools drill up to 40 % faster while requiring up to 50 % less pressure when compared to HSS-R (rolled) drill bits
- ▶ Thanks to a point angle of 135°, there is no need to use a puncher for drilling up to a diameter of 10 mm

**SUPERPROFI** ▲▲▲▲▲



METAL STAR Drill Bit Sets	Type	Set contents	Amount per pack	Ord. number
	5-SET HSS-G MSP	3, 4, 5, 6, 8 mm	5-piece set	65 405 599
	13-SET HSS-G MSP	1.5-6.5 × 0.5 mm + 3.3 mm + 4.2 mm	13-piece set	65 405 601
	19-SET HSS-G MSP	1-10 × 0.5 mm	19-piece set	65 405 602
	25-SET HSS-G MSP	1-13 × 0.5 mm	25-piece set	65 405 603

## METAL HSS-Co STAR

High-performance drill bits for challenging work in standard and alloyed steels

- ▶ High-speed steel with 5 % added cobalt boasts excellent heat conduction capabilities, allowing the drill bits to withstand a greater workload.

**SUPERPROFI** ▲▲▲▲▲



METAL STAR - COBALT drill bit sets	Type	Set contents	Amount per pack	Ord. number
	5-SET HSS-Co MSP	3, 4, 5, 6, 8 mm	5-piece set	65 405 604


## WOOD CS-R STAR

Wood-boring drill bits for craftsmen and discerning handymen

- ▶ Drill bits made from carbon steel are especially suitable for drilling in soft wood, such as pinewood. You can also achieve good results in harder wood, such as oak or ash.

PROFI 



WOOD STAR Drill Bit Sets	Type	Set contents	Amount per pack	Ord. number
	5-SET CS-R WP	4, 5, 6, 8, 10 mm	5-piece set	65 405 605


## WOOD HSS-G STAR

Drill bits for fast and precise drilling into any kind of wood

- ▶ High-speed steel is heat-stable and therefore always makes a clean and precise hole.
- ▶ Special cradle construction and centering tip allow for precise guidance into the material.

SUPERPROFI 



WOOD STAR Drill Bit Sets	Type	Set contents	Amount per pack	Ord. number
	5-SET HSS-G WSP	4, 5, 6, 8, 10 mm	5-piece set	65 405 607



## BETON 2E STAR


Drill bits for impact drilling into concrete

- ▶ Plates of tungsten carbide precisely positioned in the carbon steel body provide high performance and lasting durability.
- ▶ The helix on the body efficiently removes the drilled material out of the hole.

PROFI 



**BETON STAR**  


BETON STAR Drill Bit Sets	Type	Set contents	Amount per pack	Ord. number
	8-SET 2E BP	3, 4, 5, 6, 6, 8, 8, 10 mm	8-piece set	65 405 608

## BETON SDS-PLUS 4E STAR

SDS-Plus hammer drill bits

- ▶ 4 edges made of the highest quality tungsten carbide, with exceptional impact resistance.
- ▶ Double helix construction enables precise and fast drilling, while preserving the durability of the bit.

SUPERPROFI 



**BETON STAR**  


BETON STAR - SDS PLUS Drill bit sets	Type	Set contents	Amount per pack	Ord. number
	5-SET SDS-4E BSP	5-6 × 110 mm 6-8-10 × 160 mm	5-piece set	65 405 610
	7-SET SDS-4E BSP	5-6-8 × 110 mm 6-8-10-12 × 160 mm	7-piece set	65 405 612

## EASY AND PERFECT MIXING

**RS2**



From top  
to bottom

### Looped Paddle

Liquid, thin and resilient materials

- ▶ Wall and dispersion paints
- ▶ Coatings and embedding materials
- ▶ Glues, varnishes, etc.

**HS2**



From the  
bottom up

### 2-blade Spiral Paddle

Liquid, thick and resilient materials

- ▶ Tile adhesives
- ▶ Complete plaster and coarse stuff
- ▶ Putty and screed materials
- ▶ Pointing materials, etc.

**WS2**



From top  
to bottom

### Propeller Paddle


Very thin materials

- ▶ Ideal for paints and varnishes
- ▶ Wall and dispersion paints
- ▶ Glues and varnishes
- ▶ Floor tile adhesives

## MIXER PADDLES

Name	Technical parameters	Ord. number
RS2 85 × 400 SW8	Looped, hexagonal fastening, max. up to 15 kg, dia. 85 mm	00 647 509
HS2 85 × 400 SW8	Spiral, hexagonal fastening, max. up to 10 kg, dia. 85 mm	00 647 510
WS2 80 × 350 SW8	Propeller, hexagonal fastening, max. up to 10 kg, dia. 80 mm	00 647 511

## METALBORING DRILL BITS HSS-R



dia (mm)	L <sub>2</sub> (mm)	L <sub>1</sub> (mm)	Amount in a pack	Ord. number
1.0	34	12	20	00 617 001
1.1	36	14	20	00 617 002
1.2	38	16	20	00 617 003
1.3	38	16	20	00 617 004
1.4	40	18	20	00 617 005
1.5	40	18	20	00 617 006
1.6	43	20	20	00 617 007
1.7	43	20	20	00 617 008
1.8	46	22	20	00 617 009
1.9	46	22	20	00 617 010
2.0	49	24	20	00 617 011
2.1	49	24	20	00 617 012
2.2	53	27	20	00 617 013
2.3	53	27	20	00 617 014
2.4	57	30	20	00 617 015
2.5	57	30	20	00 617 016
2.6	57	30	20	00 617 017
2.7	61	33	20	00 617 018
2.8	61	33	20	00 617 019
2.9	61	33	20	00 617 020
3.0	61	33	20	00 617 021
3.1	65	36	10	00 617 022
3.2	65	36	10	00 617 023
3.3	65	36	10	00 617 024
3.4	70	39	10	00 617 025
3.5	70	39	10	00 617 026
3.6	70	39	10	00 617 027
3.7	70	39	10	00 617 028
3.8	75	43	10	00 617 029
3.9	75	43	10	00 617 030
4.0	75	43	10	00 617 031
4.1	75	43	10	00 617 032
4.2	75	43	10	00 617 033
4.3	80	47	10	00 617 034
4.4	80	47	10	00 617 035
4.5	80	47	10	00 617 036
4.6	80	47	10	00 617 037
4.7	80	47	10	00 617 038
4.8	86	52	10	00 617 039
4.9	86	52	10	00 617 040
5.0	86	52	10	00 617 041
5.1	86	52	10	00 617 042
5.2	86	52	10	00 617 043
5.3	86	52	10	00 617 044
5.4	93	57	10	00 617 045
5.5	93	57	10	00 617 046
5.6	93	57	10	00 617 047
5.7	93	57	10	00 617 048
5.8	93	57	10	00 617 049
5.9	93	57	10	00 617 050

## METALBORING DRILL BITS HSS-R

dia (mm)	L <sub>2</sub> (mm)	L <sub>1</sub> (mm)	Amount in a pack	Ord. number
6.0	93	57	10	00 617 051
6.1	101	63	10	00 617 052
6.2	101	63	10	00 617 053
6.3	101	63	10	00 617 054
6.4	101	63	10	00 617 055
6.5	101	63	10	00 617 056
6.6	101	63	10	00 617 057
6.7	101	63	10	00 617 058
6.8	109	69	10	00 617 059
6.9	109	69	10	00 617 060
7.0	109	69	10	00 617 061
7.1	109	69	10	00 617 062
7.2	109	69	10	00 617 063
7.3	109	69	10	00 617 064
7.4	109	69	10	00 617 065
7.5	109	69	10	00 617 066
7.6	117	75	10	00 617 067
7.7	117	75	10	00 617 068
7.8	117	75	10	00 617 069
7.9	117	75	10	00 617 070
8.0	117	75	10	00 617 071
8.1	117	75	10	00 617 072
8.2	117	75	10	00 617 073
8.3	117	75	10	00 617 074
8.4	117	75	10	00 617 075
8.5	117	75	10	00 617 076
8.6	125	81	10	00 617 077
8.7	125	81	10	00 617 078
8.8	125	81	10	00 617 079
8.9	125	81	10	00 617 080
9.0	125	81	10	00 617 081
9.1	125	81	10	00 617 082
9.2	125	81	10	00 617 083
9.3	125	81	10	00 617 084
9.4	125	81	10	00 617 085
9.5	125	81	10	00 617 086
9.6	133	87	10	00 617 087
9.7	133	87	10	00 617 088
9.8	133	87	10	00 617 089
9.9	133	87	10	00 617 090
10.0	133	87	10	00 617 091
10.2	133	87	5	00 617 092
10.5	133	87	5	00 617 093
11.0	142	94	5	00 617 094
11.5	142	94	5	00 617 095
12.0	151	101	5	00 617 096
12.5	151	101	5	00 617 097
13.0	151	101	5	00 617 098

## METALBORING DRILL BITS HSS-R

Name	Type / Description	Ord. number
HSS-R 6-piece	6-SET HSS-R 2, 3, 4, 5, 6, 8 mm	00 647 586
HSS-R 19-piece	19-SET HSS-R 1-10 × 0.5 mm	00 617 170
HSS-R 25-piece	25-SET HSS-R 1-13 × 0.5 mm	00 617 171

## HIGH PERFORMANCE, LONG SERVICE LIFE, STABLE QUALITY



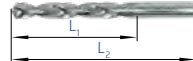
### NAREX Metalboring Drill Bits HSS-R

NAREX metalboring spiral drill bits with cylindrical shank are characterised by high boring output, long service life and stable quality thanks to the use of high-speed steel and an optimally sharpened tip. Wide range of drill bit diameters from 1.0 to 13.0 mm, graded in 0.1 mm increments, can fulfil the requirements of customers coming even from the most specialised fields.

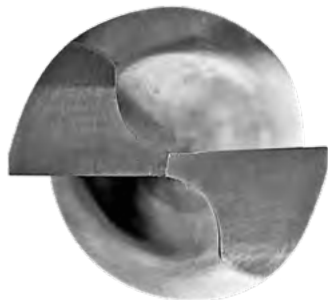
#### Suitable for drilling into:

- ▶ steel
- ▶ cast iron
- ▶ alloy and non-alloy steel up to tensile strength of 900 N.mm<sup>2</sup>





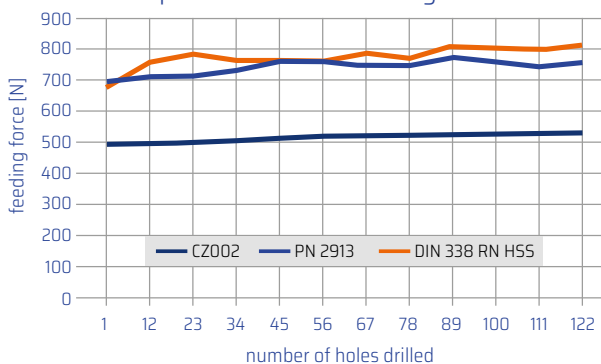
## UNIQUE GEOMETRY, ASTONISHING ACCURACY, HIGH PRODUCTIVITY



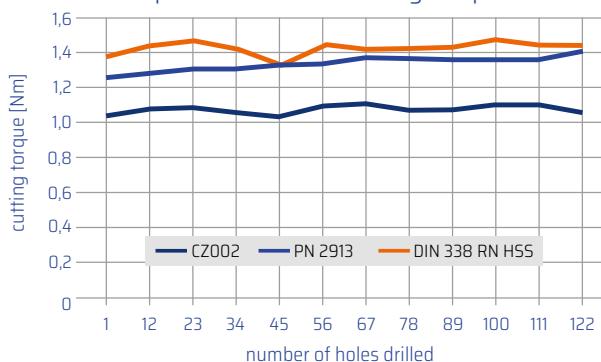
### NAREX Ground Metalboring Drill Bits, HSS CZ002

- ▶ The length dimensions of the CZ002 high-performance drill bits fulfil the requirements of the DIN 338 standard; their unique geometry, developed based on years of experience, makes these drill bits some of the best high-speed steel tools on the market when used for materials with strength of up to 900 N.mm<sup>2</sup>, especially for steels, non-ferrous metals, aluminium alloys and plastics.
- ▶ Unlike the standard and most wide-spread drill bits designated HSS by international standard DIN 338 RN or domestic standard PN2913, drilling with the new CZ002 drill bits allows using up to 30 % lower feeding force and up to 25 % lower cutting torque for the same amount of work done. The uniqueness of the CZ002 drill bits lies not in different material, but in the new, revolutionary geometry of the entire tool. The unique properties of the CZ002 drill bits were also confirmed by the results of long-term laboratory testing by the University of Technology in Brno.

Up to 30 % lower feeding force



Up to 25 % lower cutting torques



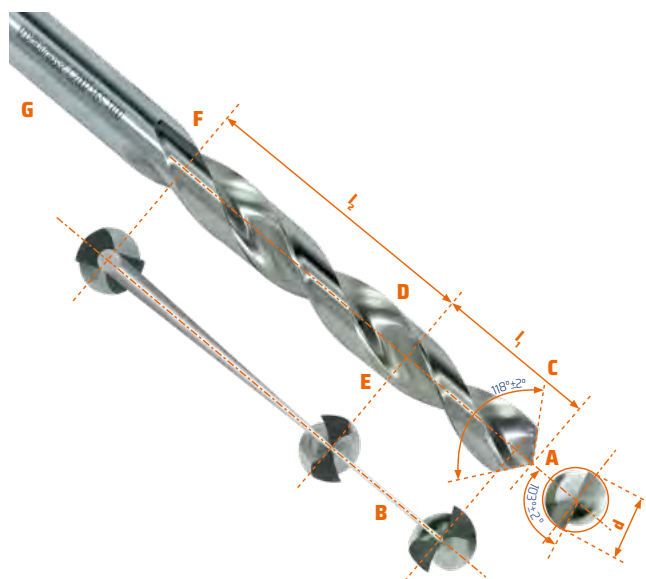
### DRILL BITS FOR METAL HSS CZ002, ground

dia (mm)	L <sub>2</sub> (mm)	L <sub>1</sub> (mm)	Amount in a pack	Ord. number
0.3	19	4	10	00 763 364
0.4	20	5	10	00 763 365
0.5	22	6	10	00 763 366
0.6	24	7	10	00 763 367
0.7	28	9	10	00 763 368
0.8	30	10	10	00 763 369
0.9	32	11	10	00 763 370
1.0	34	12	10	00 763 371
1.1	36	14	10	00 763 372
1.2	38	16	10	00 763 373
1.3	38	16	10	00 763 374
1.4	40	18	10	00 763 375
1.5	40	18	10	00 763 376
1.6	43	20	10	00 763 377
1.7	43	20	10	00 763 378
1.8	46	22	10	00 763 379
1.9	46	22	10	00 763 380
2.0	49	24	10	00 763 381
2.1	49	24	10	00 763 382
2.2	53	27	10	00 763 383
2.3	52	27	10	00 763 384
2.4	57	30	10	00 763 385
2.5	57	30	10	00 763 386
2.6	57	30	10	00 763 387
2.7	61	33	10	00 763 388
2.8	61	33	10	00 763 389
2.9	61	33	10	00 763 390
3.0	61	33	10	00 763 391
3.1	65	36	10	00 763 392
3.2	65	36	10	00 763 393
3.3	65	36	10	00 763 394
3.4	70	39	10	00 763 395
3.5	70	39	10	00 763 396
3.6	70	39	10	00 763 397
3.7	70	39	10	00 763 398
3.8	75	43	10	00 763 399
3.9	75	43	10	00 763 400
4.0	75	43	10	00 763 401
4.1	75	43	10	00 763 402
4.2	75	43	10	00 763 403
4.3	80	47	10	00 763 404
4.4	80	47	10	00 763 405
4.5	80	47	10	00 763 406
4.6	80	47	10	00 763 407
4.7	80	47	10	00 763 408
4.8	86	52	10	00 763 409
4.9	86	52	10	00 763 410
5.0	86	52	10	00 763 411
5.1	86	52	10	00 763 412
5.2	86	52	10	00 763 413
5.3	86	52	10	00 763 414
5.4	93	57	10	00 763 415
5.5	93	57	10	00 763 416
5.6	93	57	10	00 763 417
5.7	93	57	10	00 763 418
5.8	93	57	10	00 763 419
5.9	93	57	10	00 763 420
6.0	93	57	10	00 763 421
6.1	101	63	10	00 763 422
6.2	101	63	10	00 763 423
6.3	101	63	10	00 763 424
6.4	101	63	10	00 763 425
6.5	101	63	10	00 763 426
6.6	101	63	10	00 763 427
6.7	101	63	10	00 763 428
6.8	109	69	10	00 763 429
6.9	109	69	10	00 763 430

## DRILL BITS FOR METAL HSS CZ002, ground

dia (mm)	L <sub>2</sub> (mm)	L <sub>1</sub> (mm)	Amount in a pack	Ord. number
7.0	109	69	10	00 763 431
7.1	109	69	10	00 763 432
7.2	109	69	10	00 763 433
7.3	109	69	10	00 763 434
7.4	109	69	10	00 763 435
7.5	109	69	10	00 763 436
7.6	117	75	10	00 763 437
7.7	117	75	10	00 763 438
7.8	117	75	10	00 763 439
7.9	117	75	10	00 763 440
8.0	117	75	10	00 763 441
8.1	117	75	10	00 763 442
8.2	117	75	10	00 763 443
8.3	117	75	10	00 763 444
8.4	117	75	10	00 763 445
8.5	117	75	10	00 763 446
8.6	125	81	10	00 763 447
8.7	125	81	5	00 763 448
8.8	125	81	5	00 763 449
8.9	125	81	5	00 763 450
9.0	125	81	5	00 763 451
9.1	125	81	5	00 763 452
9.2	125	81	5	00 763 453
9.3	125	81	5	00 763 454
9.4	125	81	5	00 763 455
9.5	125	81	5	00 763 456
9.6	133	87	5	00 763 457
9.7	133	87	5	00 763 458
9.8	133	87	5	00 763 459
9.9	133	87	5	00 763 460
10.0	133	87	5	00 763 461
10.1	133	87	5	00 763 462
10.2	133	87	5	00 763 463
10.3	133	87	5	00 763 464
10.4	133	87	5	00 763 465
10.5	133	87	5	00 763 466
10.6	133	87	5	00 763 467
10.7	142	94	5	00 763 468
10.8	142	94	5	00 763 469
10.9	142	94	5	00 763 470
11.0	142	94	5	00 763 471
11.1	142	94	5	00 763 472
11.2	142	94	5	00 763 473
11.3	142	94	5	00 763 474
11.4	142	94	5	00 764 298
11.5	142	94	5	00 764 299
11.6	142	94	5	00 764 300
11.7	142	94	5	00 764 301
11.8	142	94	5	00 764 302
11.9	151	101	5	00 764 303
12.0	151	101	5	00 764 304
12.1	151	101	5	00 764 305
12.2	151	101	5	00 764 306
12.3	151	101	5	00 764 307
12.4	151	101	5	00 764 308
12.5	151	101	5	00 764 309
12.6	151	101	5	00 764 310
12.7	151	101	5	00 764 311
12.8	151	101	5	00 764 312
12.9	151	101	5	00 764 313
13.0	151	101	5	00 764 314
13.5	160	108	5	00 764 315
14.0	160	108	5	00 764 316
14.5	169	114	1	00 764 317
15.0	169	114	1	00 764 318
15.5	178	120	1	00 764 319
16.0	178	120	1	00 764 320

## UNIQUE GEOMETRY, ASTONISHING ACCURACY, HIGH PRODUCTIVITY



**A: The tip of CZ002 drill bits** guarantees high dimensional and geometrical accuracy and contributes to high drill bit stability even when drilling at higher speeds.

**B: Very thin core**, constant in length "l<sub>1</sub>", significantly reduces the axial force required for drilling and the resulting heat generated in the process. Thanks to smooth increases in thickness (in the direction towards the drill bit shank), the drill bit retains its high rigidity.

**C: Constant core thickness** in the frontal portion of the CZ002 drill bit enables repeated grinding in length "l<sub>1</sub>" while maintaining the same geometry of the drill bit tip.

**D: Low roughness** of the ground surfaces of the CZ002 drill bit reduces frictional forces during drilling and chip removal.

**E: Low land width guarantees** minimal friction of the land on the walls of the drilled material when properly guided.

**F: The lead angle and geometry of the spiral** of the CZ002 drill bit creates optimal conditions for the creation and removal of chips and supply of coolant.

**G: Laser markings** on the tool shank for quick drill bit identification.

### ATTENTION!






**Drill bits with CZ002 geometry are not designed for enlarging holes!**

## HIGH PERFORMANCE, LONG SERVICE LIFE, STABLE QUALITY






### METALBORING DRILL BITS HSS CZ002, with Shank Stepped to 12.7 mm

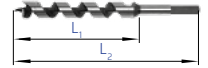
dia (mm)	L <sub>2</sub> (mm)	L <sub>1</sub> (mm)	Amount in a pack	Ord. number
13.5	160	108	5	00 764 321
14.0	160	108	5	00 764 322
14.5	169	114	1	00 764 323
15.0	169	114	1	00 764 324
15.5	178	120	1	00 764 325
16.0	178	120	1	00 764 326

Name	Type / Description	Ord. number
 Set of metal-boring drill bits HSS CZ002 7-piece	7-SET CZ002 dia. 3, 4, 5, 6, 7, 8, 10 mm	00 763 332
 Set of metal-boring drill bits HSS CZ002 13-piece	13-SET CZ002 dia. 1.5-6.5 x 0.5 mm + 3.3 + 4.2 mm	00 763 355
 Set of metal-boring drill bits HSS CZ002 19-piece	19-SET CZ002 dia. 1.0-10.0 x 0.5 mm	00 763 358
 Set of metal-boring drill bits HSS CZ002 24-piece	24-SET CZ002 dia. 1.0-10.0 x 0.5 mm + 3.3 + 4.2 + 6.8 + 10.2 + 10.5 mm	00 763 359
 Set of metal-boring drill bits HSS CZ002 25-piece	25-SET CZ002 dia. 1.0-13.0 x 0.5 mm	00 763 360

### CUTTING COMPOUNDS

Name	Description	Weight	Ord. number
 CIMTAP 80		80 g	00 763 331
 CIMTAP 300	Cutting paste for drilling and thread cutting, water dilutable, dilution ratio up to 1:4 (1 part paste : 4 parts water)	300 g	00 763 361
 CIMTAP 1000		1000 g	00 763 362





## HIGH PERFORMANCE, LONG SERVICE LIFE, STABLE QUALITY



### NAREX woodboring auger bits

with a threaded tip and two lateral pre-cutting edges are suitable for drilling deep and clean holes into robust wood. Smooth helix with optimal lead angle easily removes sizeable "shavings", hexagonal fastening shank ensures the drill bit is firmly fastened into the chuck and also ensures maximum torque transmission from the machine to the bit.

The drill bits are designed for carpentry, wooden structures, loft conversions and other constituent operations in solid wooden blanks.

Suitable for drilling into:

- ▶ soft wood
- ▶ hard wood
- ▶ rafters
- ▶ wooden beams
- ▶ chipboard
- ▶ plywood

### RECOMMENDED ACCESSORIES: work gloves



Type	Ord. number
MG-L	00 648 610
MG-XL	00 649 087
MG-XXL	00 765 495
MG-XXXL	65 403 690

- ▶ antivibration, neoprene, palm padding
- ▶ breathable material with elastane admixture
- ▶ modern design
- ▶ comfortable cut
- ▶ long service life

### WOODBORING AUGER BITS

dia (mm)	L <sub>2</sub> (mm)	L <sub>1</sub> (mm)	Amount in a pack	Ord. number
6.0	230	155	1	00 647 627
7.0	230	155	1	00 647 645
8.0	230	155	1	00 647 570
9.0	230	155	1	00 647 646
10.0	230	155	1	00 647 571
12.0	230	155	1	00 647 572
14.0	230	155	1	00 647 573
16.0	230	155	1	00 647 574
18.0	230	155	1	00 647 575
20.0	230	155	1	00 647 576
22.0	230	155	1	00 647 590
24.0	230	155	1	00 647 591
26.0	230	155	1	00 647 592
28.0	230	155	1	00 647 593
30.0	230	155	1	00 647 596
32.0	230	155	1	00 647 597
6.0	320	245	1	00 647 647
7.0	320	245	1	00 647 648
8.0	320	245	1	00 647 649
9.0	320	245	1	00 647 650
10.0	320	245	1	00 647 651
12.0	320	245	1	00 647 652
14.0	320	245	1	00 647 653
16.0	320	245	1	00 647 654
18.0	320	245	1	00 647 655
20.0	320	245	1	00 647 656
22.0	320	245	1	00 647 657
24.0	320	245	1	00 647 658
26.0	320	245	1	00 647 660
28.0	320	245	1	00 647 661
30.0	320	245	1	00 647 662
32.0	320	245	1	00 647 663
8.0	460	385	1	00 647 577
10.0	460	385	1	00 647 579
12.0	460	385	1	00 647 580
14.0	460	385	1	00 647 581
16.0	460	385	1	00 647 582
18.0	460	385	1	00 647 583
20.0	460	385	1	00 647 584
22.0	460	385	1	00 647 585
24.0	460	385	1	00 647 598
26.0	460	385	1	00 647 599
28.0	460	385	1	00 647 600
30.0	460	385	1	00 647 601
32.0	460	385	1	00 647 626

### KEY-TYPE DRILL CHUCKS



Type	Technical parameters	Ord. number
CC 10-1/2	dia. 1-10 mm/1/2"-20 UNF	65 404 514
CC 10-B 12	dia. 1-10 mm, fastening cone B 12	65 404 515
CC 13-1/2	dia. 1.5-13 mm/1/2"-20 UNF	65 404 516
CC 13-B 16	dia. 1.5-13 mm, fastening cone B 16	65 404 517
CC 16-5/8	dia. 3-16 mm/5/8"-16 UN-3B	65 404 518
CC 16-5/8 S	dia. 3-16 mm/5/8"-16 UN-3B, with safety lock	00 647 531
CC 16-B 16	dia. 3-16 mm, fastening cone B 16	65 404 519
CC 16-B 18	dia. 3-16 mm, fastening cone B 18	65 404 520



## KEYS FOR TOOTHED-RING CHUCKS



Type	Technical parameters	Ord. number
CK 10-6	for CC 10 chucks, with safety lock dia. 6 mm	65 404 523
CK 13-6	for CC 13 chucks, with safety lock dia. 6 mm	65 404 524
CK 16-8 S	for CC 16-5/8 S chuck, with safety lock dia. 8 mm	00 647 534
CK 16-8	for CC 16 chucks, with safety lock dia. 8 mm	65 404 525

## QUICK-RELEASE CHUCKS



Type	Technical parameters	Ord. number
KC 10-1/2	dia. 1.0-10 mm / 1/2"-20 UNF, plastic jacket	00 647 526
KC 13-1/2	dia. 1.5-13 mm / 1/2"-20 UNF, plastic jacket	00 619 614
KC 13-1/2 MI	dia. 1.5-13 mm / 1/2"-20 UNF - 3B, metal jacket	00 625 240
KC 13-1/2 MI	dia. 1.5-13 mm / 1/2"-20 UNF, for hammer-action, HM jaws	00 647 529
KC 13-1/2 AMI	dia. 1.5-13 mm / 1/2"-20 UNF, for Auto-Lock, for hammer-action, HM jaws	00 764 657

## DETACHABLE HANDGRIPS



Type	Technical parameters	Ord. number
AH-43/185	for dia. 43 mm fastening neck, length 185 mm, for drill model series versions E, F	00 592 979
AH-43/185 AV	for dia. 43 mm fastening neck, length 185 mm, for drill model series versions G, H	65 404 720
AH-57/230	for dia. 57 mm fastening neck, length 230 mm, telescopic, for drill model series version K	66 622 578

## PRECISE - ECONOMICAL - PRACTICAL



### Toothed-ring chuck

Increases the fastening force thanks to its toothed-ring mechanism, as opposed to quick-release chucks. Chucks with a wider range may be equipped with a safety lock to secure the tool against accidental release during drilling or screwing.

Toothed-ring chucks are made of all-metal material and are intended for hand-held or stationary drills.



### Quick-release chuck

is designed for fastening (tightening) the work tool in the machine quickly and manually. All-metal designs boast greater accuracy and wear resistance than chucks in plastic jackets.

Steel jaws may be fitted on their fastening surfaces with cemented carbide plates to improve grip and extend the service life of the chuck.



## ◀ **MAGNETIC DRILLS** ▶

- Installation firms often come across situations where they need to create openings in assembled or fixed metal structures, parts or devices. If these openings are to be made well and quickly, in complicated positions to boot, such as overhead, then magnetic drills are the ideal solution.
- A magnetic drill is essentially a combination of a hand-held drill and a stand with an electro-magnet. After the magnet is activated, it is drawn to all ferromagnetic materials (such as iron, steel, etc.), creating a firm connection between the drill and the machined material. The magnitude of the holding force is affected by the type of material itself, as well as its wall thickness and the quality of the workpiece surface.
- The magnetic drill represents an ideal machine set for drilling with spiral, but particularly core drill bits. These differ from spiral drill bits by not drilling off the entire area of the opening, but only its circumference, which significantly increases the work efficiency. In addition, such a compact machine delivers high accuracy, excellent controllability and good manoeuvrability – the drill is sufficiently small to be used even in tight spaces.



EVM 40-2 M

**Morse Taper 2 Holder**

**Weldon 19 vs. Morse Taper 2**

**WELDON 19 Weldon Holder**

Individual core drill bits are fastened directly into the integrated Weldon 19 mm holder.

Special conversion adapters are used to fasten other tools.

**MORSE Mk 2 Morse Taper Holder**

Expands the magnetic drill's range of use.

The standardised opening in the spindle can hold a wide assortment of tools, such as ground drill bits, reamers and other accessories.

**Weldon Holder**



EVM 32  
EVM 32-2 RLE

MK 2 - WD 19  
Adapter

6



**Adapters**

4

CA-EVM 32  
adapter  
for chuck

3

CC 13 -1/2  
chuck

7

Adapter  
for ZAD  
machine  
taps



**Tools**



Drill bits  
with  
a cylindrical  
shank



1

Core drill  
bits



Machine  
taps



Drill bits with  
the  
MK 2  
taper shank

## MAGNETIC DRILL



WELDON  
19



dovetail slide



cooling



electric magnet



protection against restart

### MAGNETIC DRILL

#### EVM 32

Rated power input	<b>900 W</b>
Max. drilling dia. spiral drill bit	<b>13 mm</b>
core drill bit	<b>32 mm</b>
Idle speed	<b>600 rpm</b>
Speed under load	<b>450 rpm</b>
Elevation	<b>160 mm</b>
Tool fastening	<b>Weldon 19 mm (3/4")</b>
Magnetic base	<b>168 x 84 mm</b>
Weight	<b>12 kg</b>

#### DELIVERY INCLUDES

Cutting fluid tank (65 405 057), centring point for short core drill bits (65 403 741), hex key, safety belt, transport case

**Ord. number: 65 403 533**

- ▶ Compact machine for industrial production, assembly and maintenance
- ▶ Powerful motor and specially arranged transmission for high performance and reliability
- ▶ High elevation range thanks to a robust and precise dovetail slide
- ▶ Extremely powerful magnet for safe work in any position
- ▶ Integrated cutting fluid feed for targeted tool cooling
- ▶ Protection against accidental machine start after a power failure
- ▶ To achieve the best results, we offer fully ground core drill bits made of high-speed steel

## MAGNETIC DRILL / TWO-SPEED WITH ELECTRONICS



**WELDON  
19**

 **el. speed regulation**

 **2-speed gearbox**

 **dovetail slide**

 **cooling**

 **electric magnet**

 **protection against restart**

### **MAGNETIC DRILL** EVM 32-2 RLE

Rated power input	<b>1150 W</b>
Idle speed	
1 <sup>st</sup> gear	<b>70-270 rpm</b>
2 <sup>nd</sup> gear	<b>100-500 rpm</b>
Left-sided rotation	<b>YES</b>
Max. drilling dia.	
spiral drill bit	<b>13 mm</b>
core drill bit	<b>32 mm</b>
Fastening	<b>Weldon 19 mm</b>
Magnet base dimensions	<b>168 × 84 mm</b>
Elevation	<b>160 mm</b>
Weight	<b>13 kg</b>

#### **DELIVERY INCLUDES**

Container for coolant (65 405 057), centring point for core drill bits (65 403 741), hex key, safety strap, briefcase

**Ord. number: 65 404 954**

- Universal machine for industrial production, assembly and maintenance
- Full-wave control electronics maintain constant work speed
- Electronic speed control for setting the optimal rotation speed
- Versatile use due to a powerful motor and a robust two-speed transmission
- Quality mounting of the transmission into a stable aluminium box improves load capacity and extends service life
- High elevation range thanks to a robust and precise dovetail slide
- Extremely powerful magnet for safe work in any position
- Integrated cutting fluid feed for targeted tool cooling
- Protection against accidental start of the machine after a power failure

## MAGNETIC DRILL / TWO-SPEED



MORSE  
Mk 2



2-speed gearbox



dovetail slide



cooling



electric magnet



protection against restart

### MAGNETIC DRILL

#### EVM 40-2 M

Rated power input	<b>1150 W</b>
Max. drilling dia. spiral drill bit	<b>18 mm</b>
core drill bit	<b>40 mm</b>
Idle speed	
1 <sup>st</sup> gear	<b>400 rpm</b>
2 <sup>nd</sup> gear	<b>730 rpm</b>
Speed under load	
1 <sup>st</sup> gear	<b>250 rpm</b>
2 <sup>nd</sup> gear	<b>450 rpm</b>
Elevation	<b>160 mm</b>
Tool fastening	<b>MK 2, 19 mm Weldon (3/4")</b>
Magnetic base	<b>168 x 84 mm</b>
Weight	<b>13 kg</b>

#### DELIVERY INCLUDES

Cutting fluid tank (65 405 057), centring point for short core drill bits (65 403 741), adapter Morse 2-Weldon 19 (65 404 182), hex key, safety belt, transport case

**Ord. number: 65 403 930**

- Universal machine for industrial production, assembly and maintenance
- Fasten the tools directly with MK 2
- Versatile use thanks to a powerful motor and a robust two-speed transmission
- Quality mounting of transmission in a stable aluminium box improves load capacity and extends service life
- High elevation range thanks to a robust and precise dovetail slide
- Extremely powerful magnet for safe work in any position
- Integrated cutting fluid feed for targeted tool cooling
- Protection against accidental start of the machine after a power failure

## 1. Core drill bits made of HSS for drilling metal

are ground out from full core material on CNC machine centres. The precision of their manufacturing ensures that shavings are flawlessly removed and reduces the need to apply force during drilling.

## 2. Centring point and its functions

- ▶ Centring – after having precisely positioned the centring point in the middle of the future opening and turning on the magnet, the drill and the tool are both in optimal position for drilling
- ▶ Dosing – the centring point makes sure the cutting fluid is dosed correctly and automatically
- ▶ Ejection – due to a pre-stressed spring, the centring pin pushes on the drilled material and pushes the core out of the opening in the final drilling stage



	Name	dia. (mm)	Fastening	Cut depth in mm	Ord. number
1	Ground Metalboring Core Drill Bits, HSS	12	Weldon	30	65 403 534
		13	Weldon	30	65 403 535
		14	Weldon	30	65 403 536
		15	Weldon	30	65 403 537
		16	Weldon	30	65 403 538
		17	Weldon	30	65 403 539
		18	Weldon	30	65 403 540
		20	Weldon	30	65 403 541
		21	Weldon	30	65 403 542
		22	Weldon	30	65 403 543
		23	Weldon	30	65 403 544
		24	Weldon	30	65 403 545
		25	Weldon	30	65 403 546
		26	Weldon	30	65 403 547
				30	Weldon
		32	Weldon	30	65 403 549
		35	Weldon	30	65 403 932
		40	Weldon	30	65 403 933
2	Centring point	6.25	Weldon	75	65 403 741

	Name	Type	Ord. number
3	Toothed-ring chuck with key	CC 13 1/2	65 404 516
4	Chuck adapter	CA-EVM 32	65 403 742
5	Coolant tank	CT-EVM	65 405 057
6	MK2 -WD 19 adapter	CA-EVM 40	65 404 182
7	Adapter for M10 tap	ZAD 10 WD 19	65 404 959
	Adapter for M12 tap	ZAD 12 WD 19	65 404 960
	Adapter for M14 tap	ZAD 16 WD 19	65 405 141
	Adapter for M16 tap	ZAD 16 WD 19	65 404 961

All packages contain 1 pc.

## 3. Toothed-ring chuck

- ▶ Makes fastening short-length drill bits with cylindrical shank possible. Lets you use cylindrical drill bits in drills with the Weldon holder when combined with a chuck adapter.

## 4. Chuck adapter

- ▶ Used for mounting a chuck with a 1/2" UNF thread.

## 5. Coolant tank

- ▶ When drilling with core drill bits, it is recommended to use a work fluid and dose it from the tank that is included in the packaging of every magnetic drill.

## 6. MK2 -WD19 adapter

- ▶ Drills with the Morse taper holder are delivered along with an adapter for mounting core drill bits with Weldon fastening.

## 7. Tap adapter

- ▶ M10, M12, M14 and M16 taps can be used in magnetic drills with the help of an adapter.



**narex**  
EVM 32-2 RLE

**narex**



# DRILL STANDS / DRILL STAND FOR DRILLS WITH FASTENING NECK DIAMETERS OF 43 AND 57



dovetail slide

## DRILL STANDS SM 43 / SM 57

	SM 43	SM 57
Elevation	220 mm	220 mm
Diameter of the fastening opening	43 mm	57 mm
Base dimensions	380 × 240	380 × 240
Height min	310 mm	310 mm
Height max	480 mm	480 mm
Weight	7 kg	7 kg

- High accuracy due to the dovetail slide
- Stand base, sized 80 × 240, with fastening holes for a machine vice
- Toothed gear ensures exact setting

Ord. number: 65 404 957 (SM 43)  
65 404 956 (SM 57)

### Overview of NAREX Drills Based on their Use with a Drill Stand

Type	SM 43	SM 57
EV 13 F-H3	✓	✗
EV 13 E-2H3	✓	✗
EV 13 G-2	✓	✗
EV 13 G-2A	✓	✗
EV 16 K-5*	✗	✗
EV 16 K-2S	✗	✓
EVP 13 E-2H3	✓	✗
EVP 13 G-2H3	✓	✗
EVP 13 G-2A	✓	✗
EVP 13 H-2C	✓	✗
EVP 13 H-2CA	✓	✗
EV 16 K-2	✗	✓

\* EV 16 K-5 cannot be used in a stand as it does not come fitted with a switch arrest



## ▶ **DRILLING HAMMERS SDS-PLUS** ▶

- ▶ **NAREX electro-pneumatic drilling hammers are designed primarily for impact-drilling into hard construction materials, such as reinforced concrete, standard and rubble concrete, concrete prefabs and natural stones; tangentially also for non-impact drilling into soft construction materials and for driving.**
- ▶ **The high efficiency of impact-drilling is ensured by an electro-pneumatic mechanism which, unlike in impact drills, uses a "cylinder - piston - ram - tool" mechanism and a simple fastening system (SDS-plus) to enable loss-free transmission of energy from the machine to the tip of the tool and its linear reversible motion. The end result is a high force produced by the tool without the need for increased pressure on the machine on the**
- ▶ **part of the user, all the while drilling with large-diameter tools that are beyond the range of possibilities for classic impact drills!**
- ▶ **Hammers designated as "combined" are multi-purpose machines fitted with a mechanism for eliminating the rotary movement of the tool and using the full energy of the machine for chiselling motions. Hammers designated as "chiselling" hammers are single-purpose machines without the ability to drill.**
- ▶ **The latest model series of NAREX hammers builds on an exceptionally durable and compact design, characterised by very low operating costs and simple regular maintenance.**

## HAMMER / LIGHT DRILL FOR ASSEMBLY



### DRILLING HAMMER

#### EKV 21 SPEEDDrill

Tool fastening	<b>SDS-plus</b>
Rated power input	<b>700 W</b>
Recommended dia. for drilling into concrete	<b>4-10 mm</b>
Max. drilling dia. in concrete / brickwork	<b>20/20 mm</b>
Max. drilling dia. in wood / steel	<b>30/13 mm</b>
Max. screw dia. for wood	<b>8 mm</b>
Rpm when idle	<b>0-3 200 rpm</b>
Number of impacts when idle	<b>0-5 000 ipm</b>
Impact energy	<b>2.3 J</b>
Fastening neck dia.	<b>43 mm</b>
Weight	<b>2.3 kg</b>

#### DELIVERY INCLUDES

Detachable handgrip SOFTGRIP (65 404 600), depth stop (65 404 603), SDS-plus adapter for ½"- 20 UNF thread (65 404 604), quick-release chuck 13 mm (00 619 614), transport case (65 404 607)

**Ord. number: 65 404 580**

- Ideal for interiors and decorating high-rise flats
- Suitable for minor installation work and anchoring
- Unique hammer-action system **SPEEDDrill** combines the efficiency of a hammer with the speed of an impact drill
- Work modes: hammer-action drilling, non-impact drilling, alt. screwing
- Ergonomic composite handle with **CONTROLVIBRATIONSYSTEM** antivibration joint absorbs vibrations and reduces their harmful effects
- Quick and comfortable drill bit change, thanks to a fastening head fitted with the SDS-plus system
- Quick-release chuck with adapter for non-impact drilling
- Safety slip clutch for a sensitive disconnection system
- Comfortable detachable **SOFTGRIP** with a depth stop adjustment button



## CHISEL HAMMER

EKS 3

Tool fastening	<b>SDS-plus</b>
Rated power input	<b>850 W</b>
Number of impacts when idle	<b>0-5 000 ipm</b>
Impact energy	<b>4,0 J</b>
Fastening neck dia.	<b>54 mm</b>
Weight	<b>3.1 kg</b>

### DELIVERY INCLUDES

Detachable handgrip SOFTGRIP (65 404 602),  
transport case (65 404 608)

Ord. number: 65 404 584

- Designed for plumbers, bricklayers and tilers
- Suitable for demolishing ceramic tiling and pavements, chamfering, cutting away plaster, minor masonry work, etc
- Compact, single-purpose tool for achieving maximum chiselling output
- Robust L-shaped gearbox made of aluminium die casting improves the rigidity of the entire construction and extends the service life of the gearing and the motor
- Ergonomic composite handle with **CONTROLVIBRATIONSYSTEM** anti-vibration joint absorbs vibrations and reduces their harmful effects
- Quick and comfortable chisel bit change, thanks to a fastening head fitted with SDS-plus system
- Adjustable chisel position in 0-360° range
- Comfortable detachable **SOFTGRIP**



FAST FIX



SDS-PLUS



toggle rotation off



safety clutch



ability to switch off hammer action



left-/right-handed rotation



el. speed regulation

## COMBINED HAMMER

### EKK 31-QS QUICKSYSTEM

Tool fastening	SDS-plus
Rated power input	850 W
Recommended dia. for drilling into concrete	8-18 mm
Max. drilling dia. in concrete / brickwork	30/82 mm
Max. drilling dia. in wood / steel	40/13 mm
Max. screw dia. for wood	10 mm
Rpm when idle	0-1 500 rpm
Number of impacts when idle	0-5 000 ipm
Impact energy	4.0 J
Fastening neck dia.	54 mm
Weight	3.6 kg

#### DELIVERY INCLUDES

Detachable handgrip SOFTGRIP (65 404 601), depth stop (65 404 603), QS-HAMMER fastening head (65 404 605), QS-DRILL fastening head (65 404 606), transport case (65 404 608)

Ord. number: 65 404 582

- Multi-functional drilling hammer for installation and assembly
- Work modes: hammer-action drilling, chiselling, non-impact drilling, alt. screwing
- Robust L-shaped gearbox made of aluminium die casting improves the rigidity of the entire construction and extends the service life of the gearing and the motor
- Ergonomic composite handle with **CONTROLVIBRATIONSYSTEM** anti-vibration joint absorbs vibrations and reduces their harmful
- Effects **QUICKSYSTEM** head change for quick conversion from hammer to drill:
  - QS-HAMMER fastening head for SDS tools
  - QS-DRILL fastening head for standard drill bits with a cylindrical or hexagonal shank
- Adjustable chisel position in a 0-360° range
- Safety slip clutch for a sensitive disconnection system
- Comfortable detachable **SOFTGRIP** with a depth stop adjustment button


## ADVANTAGES / EKV 21 LIGHT HAMMER DRILL

The electro-pneumatic drilling hammer **SPEEDrill** requires 25% less handling space for work than any other similarly powerful tool on the market!


Its compact and thorough design will come in handy for padding installation workers, as well as custom furniture makers, designers and plumbers.

# SPEEDrill HAMMER

DECORATION EXPERT



## ADVANTAGES / EKS 3 DEMOLITION HAMMER

The advantages of the design of single-purpose chisel hammer NAREX EKS 3  are apparent at first sight! Compared to combined or chisel hammers of the conventional (drill-shaped) variety, chisel hammer EKS 3 is much shorter, better balanced and, thus, nimbler to use!

Its compact design minimises requirements for the size of the handling and storage space. Its robust body is much more rigid and resilient, provides better absorption of external stress and protects and extends the life of the internal mechanism.

  
**HAMMER**  
BREAKING EXPERT



The reliable and efficient design of the new NAREX line of drilling, chisel and combined hammers is characterised by very low operating costs and allows simple and cheap regular maintenance of the individual tools. Thanks to the carefully chosen and thoroughly tested materials used in the hammer action and transmission mechanism, NAREX electro-pneumatic hammers boast some of the best drilling and chiselling performance on the market.



Aside from allowing quick change between **impact drilling** into concrete and non-impact drilling into wood and metal, their elegant quick-change head system, called **QUICKSYSTEM**, also enables very user-friendly reduction of operating costs, associated with regular maintenance and repairs of one of the most heavily stressed tools in existence!



**The QS-HAMMER quick-change head** is fitted with an arrestable system for SDS-plus drilling and chiselling accessories. The fitting (arresting) and removing (releasing) of the drill bit can be done easily with one hand. The drilling depth can be readily adjusted using a large adjustment button with a depth stop located on the detachable **SOFTGRIP** handle.



Ingenious arrangement of the transmission mechanism of multi-functional hammer NAREX EKK 31-QS enables comfortable and lossless activation of any of the power tool's work modes (from left to right):

- ▶ impact drilling, adjustment
- ▶ of chisel position in 0-360° range
- ▶ chiselling
- ▶ non-impact drilling

The ribbed switch does not protrude beyond the outline of the machine and is located directly in the operator's line of sight so that it is always readily at hand.



**The ergonomic composite handle SOFTGRIP** allows the power tool to be held above its centre of mass, resulting in better control and handling. The anti-vibration joint **CONTROLVIBRATIONSYSTEM** absorbs vibrations and reduces their negative effects. The reversing button for switching between rotation to the right and left is within reach of the main switch to enable basic control of the tool with just one hand.





## ADVANTAGES / EKK 31-QS COMBI HAMMER

*If the need calls for a chisel hammer, then one with a transverse motor position is the right choice!*

A motor mounted this way is protected by a robust and rigid bearing lid made of aluminium die casting. Unlike motors arranged in the classic drill shape, this L-shaped mounting provides a much better absorption of external destructive stress caused by prying the chisel from the material.

## QUICKSYSTEM HAMMER INSTALLATION EXPERT



**HIGH WORK RATE AND EXTENDED SERVICE LIFE**



**4 PLUS Drill Bits Specially ground HM-edge**

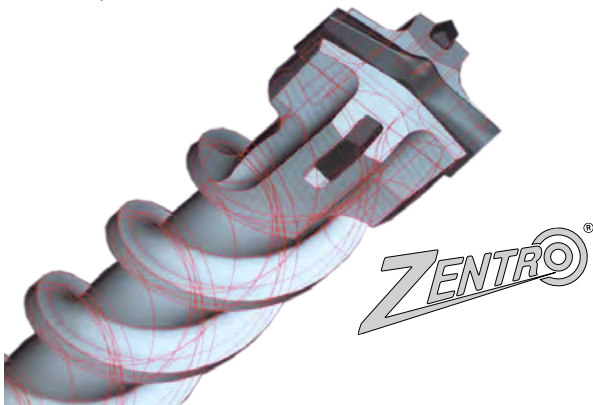
- ▶ Better centring of the drill bit in the material
- ▶ Drill through the material faster
- ▶ Drill through any supporting materials easily

**Flat drilling head**

- ▶ Drill through the material faster
- ▶ Material immediately redirected to the helix

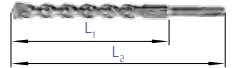
**Quadruple helix/reinforced core**

- ▶ Remove the material from the hole faster
- ▶ Reduces load on the drill bit applied by material being drilled through
- ▶ Reduces vibrations and transmits more energy to the tip




**ZENTRO Four-blade Drill Bits vs. Two-blade Drill Bits**

- ▶ Precise circular holes
- ▶ Absorbs greater load
- ▶ Larger drill bit diameters (16–32 mm)
- ▶ Optimal blade geometry and arrangement lead to easier drilling through hard materials and rebars
- ▶ Robust spiral ensures materials are immediately removed from the hole
- ▶ Lower noise and vibrations during drilling (protects both the operator and the machine)



**TWO-BLADED DRILL BITS SDS 4 PLUS**





dia. (mm)	L <sub>2</sub> (mm)	L <sub>1</sub> (mm)	Ord. number	dia. (mm)	L <sub>2</sub> (mm)	L <sub>1</sub> (mm)	Ord. number
4	110	50	00 647 602	10	450	400	00 647 631
5	110	50	00 647 603	10	600	550	00 647 633
5	160	100	00 647 604	12	160	100	00 647 618
6	110	50	00 647 605	12	210	150	00 647 619
6	160	100	00 647 606	12	260	200	00 647 641
6	210	160	00 647 607	12	310	250	00 647 621
8	110	50	00 647 609	12	450	400	00 647 634
8	160	100	00 647 610	12	600	550	00 647 635
8	210	150	00 647 611	12	1000	950	00 647 636
8	260	200	00 647 612	14	160	100	00 647 621
8	460	400	00 647 629	14	210	150	00 647 622
10	110	50	00 647 613	14	450	400	00 647 637
10	160	100	00 647 614	14	600	550	00 647 638
10	210	150	00 647 615	14	1000	950	00 647 639
10	260	200	00 647 630	16	210	150	00 647 623
10	310	250	00 647 617	16	310	250	00 647 625



**FOUR-BLADED DRILL BITS SDS ZENTRO PLUS**

dia. (mm)	L <sub>2</sub> (mm)	L <sub>1</sub> (mm)	Ord. number	dia. (mm)	L <sub>2</sub> (mm)	L <sub>1</sub> (mm)	Ord. number
16	450	400	00 648 618	25	450	400	00 648 623
18	450	400	00 648 619	28	600	550	00 648 624
20	450	400	00 648 620	30	160	100	00 648 625
22	450	400	00 648 621	32	210	150	00 648 626
24	450	400	00 648 622				







**CHISELS SDS PLUS**

	Name	Width (mm)	Total length	Ord. number
	Spike	-	250	00 647 435
	Flat	20	250	00 647 436
	Hollow	22	240	00 647 437
	Spade	40	200	00 647 438

## ADDITIONAL ACCESSORIES

Name	Type	For type	Ord. number
 QUICK-SYSTEM fastening head for SDS-plus	QS-HAMMER 31	EKK 31-QS	65 404 605
 QUICK-SYSTEM fastening head for quick-release chuck 1.5-13 mm	QS-DRILL 31	EKK 31-QS	65 404 606
 Adapter from SDS-plus to 1/2" UNF chuck, with thread for securing the chuck	AD-1/2 INCH TH	EKV 20 E, EKV 21, EKK 20-G3, EKK 26 E, EKK 31-QS, EKK 32	65 404 604
 Detachable handgrip for 43 mm fastening neck, length 180 mm, SOFTGRIP	AH-EKV 21	EKV 21	65 404 600
 Detachable handgrip for 54 mm fastening neck, length 190 mm, SOFTGRIP	AH-EKK 31	EKK 31-QS	65 404 601
 Detachable handgrip for 54 mm fastening neck, length 190 mm, SOFTGRIP	AH-EKS 3	EKS 3	65 404 602
 Depth stop with scaling at 2 mm increments	DG-EKK 31	EKV 21, EKK 31-QS	65 404 603
 Transport case	BMC-EKV 21	EKV 21	65 404 607
	BMC-EKK 31	EKK 31-QS, EKS 3	65 404 608
 Grease for tool shank lubrication			00 647 678

## CHISELS SDS MAX

Name	Width (mm)	Total length	Ord. number
 Spike	-	400	00 648 997
	-	600	00 648 998
 Flat	24	400	00 648 999
	24	600	00 649 000
 Wide	50	360	00 649 001
 For tiles	50	300	00 649 002
 Hollow	26	300	00 649 003
 Winged	35	380	00 649 004

## HIGH WORK RATE AND EXTENDED SERVICE LIFE




### ZENTRO four-bladed drill bits

are characterised by their dynamic drilling head and robust spiral with a short lead. The drilling head is symmetrically fitted with cemented carbide blades which improve their drilling, erosion and material removal capabilities.

The robust spiral strengthens the core, ensures maximum energy transfer and guarantees the immediate removal and ejection of drilled material, thus reducing lateral friction and reducing wear.

### Chisels

- ▶ Are characterised by increased surface hardness thanks to the use of high-quality, high-grade steel
- ▶ Wear is minimised thanks to reduced notch sensitivity of the material used





## IMPACT WRENCHES

NAREX electric impact wrenches are synonymous with usage in demanding conditions in many areas of metalworking or heavy manufacturing, in the repair and maintenance of heavy construction machinery, in vehicular and railway traffic and in the installation of metal structures and long-distance lines. Thanks to their exceptional performance, they are suitable for fastening and unfastening a wide range of high-strength metric screw joints.

The robust, yet relatively simple design of the percussion mechanism of the wrenches is capable of creating very high tightening torques. When under load, the percussion mechanism transforms the power of the motor into even, rotary impacts, which is extremely important for fastening or unfastening even decrepit or rusted bolts.

- Working with the impact wrenches is very simple and comfortable, since they do not stress the arms nor the attention of the operator (unlike, for instance, some of the more powerful drills or screwdrivers) due to their eliminating the potential for kickback.
- Short one-handed variant with a central hand-grip, known as T-Shape, is well-balanced and offers a very favourable ratio between weight and maximum output.

# IMPACT WRENCH / LIGHT AND AGILE



**SLIM DESIGN**

 **impact mechanism**

 **high Torque**

 **bit holder on the spindle**

 **bit holder on the spindle**

 **left-/right-handed rotation**

 **el. speed regulation**

## IMPACT WRENCH ESR 500

Rated power input	<b>480 W</b>
Idle speed	<b>0-2 600 /min</b>
Impacts under load	<b>0-3 000 /min</b>
Max. tightening torque	<b>570 Nm</b>
Fastening	<b>1/2"</b>
Use range	<b>M10-M22</b>
Fastening on the spindle	<b>latch pin</b>
Cable length	<b>4.0 m</b>
Weight	<b>1.52 kg</b>

### DELIVERY INCLUDES

Reducing adapter AD-ASR 14 (00 633 760), belt clip (65 404 228), systainer SYS-TL 1 (65 403 693)

**Ord. number: 65 404 193**

- ▶ The most powerful compact wrench on the market
- ▶ For industrial and engineering production, automotive industry, workshop environments, repair and maintenance facilities, machinery
- ▶ Simple application without the need for additional pressure from the user, absorption of reaction torque
- ▶ Efficient impact mechanism for unfastening and fastening high-strength metric screw joints and anchoring and installing construction panels
- ▶ Reducing adapter for using driver bits and drill bits with E6.3 fastening
- ▶ Ergonomically designed **SOFTGRIP** handle improves grip, control and machine handling
- ▶ Softgrip rubber **SOFTGRIP** cover protects the material from mechanical damage
- ▶ Tool-less belt clip for work in heights and easier installation work

# IMPACT WRENCH / HEAVY DUTY



-   
*impact mechanism*
-   
*high Torque*
-   
*bit holder on the spindle*
-   
*bit holder on the spindle*
-   
*left-/right-handed rotation*
-   
*el. speed regulation*

## IMPACT WRENCH ESR 800

Rated power input	<b>500 W</b>
Idle speed	<b>0-1 700 /min</b>
Impacts under load	<b>0-2 100 /min</b>
Max. tightening torque	<b>1 100 Nm</b>
Fastening	<b>1/2"</b>
Use range	<b>M12-M30</b>
Fastening on the spindle	<b>circlip</b>
Cable length	<b>4.0 m</b>
Weight	<b>3.1 kg</b>

### DELIVERY INCLUDES

AD S12/S34 conversion adapter (65 404 555), belt clip spona (65 404 248), systainer SYS-TL 2 (65 403 694)

**Ord. number: 65 404 195**








- ▶ The most powerful cabled wrench on the market
- ▶ For industrial and engineering production, the automotive industry, cargo transport, workshop environments, repair and maintenance facilities, machinery
- ▶ Simple application without the need for additional pressure from the user, reaction torque absorption
- ▶ Efficient impact mechanism for unfastening and fastening high-strength metric screw joints and anchoring and installing construction panels
- ▶ Well-balanced and ergonomically shaped design with softening elements improves handling, grip and machine control
- ▶ Softgrip rubber **SOFTGRIP** cover protects the material from mechanical damage and enables holding the machine at the most stressed point
- ▶ Double-sided belt clip for work in heights and easier installation work

# IMPACT WRENCHES / RECOMMENDED USE INTERFACES

Technical data	ASR 200-5B	ASR 200-35B	ASR 600-35B	ASR 600-3MTB	ASR 600-3HTB	ESR 500	ESR 800
							
Voltage / Power input	20 V	20 V	60 V	60 V	60 V	480 W	500 W
Max. tightening torque - 1 <sup>st</sup> mode	300 Nm	120 Nm	150 Nm (AM)	250 Nm (AM)	600 Nm	570 Nm	1 100 Nm
2 <sup>nd</sup> mode		260 Nm	250 Nm (AM)	500 Nm (AM)	1 000 Nm		
3 <sup>rd</sup> mode		260 Nm (AM)	540 Nm	1 000 Nm	1 690 Nm		
Max. loosening torque	430 Nm	350 Nm	750 Nm	1 500 Nm	2 050 Nm	720 Nm	1 390 Nm
Max no. of strokes	0-3 000 /min	0-3 000 /min	0-3 000 /min	0-2 400 /min	0-2 400 /min	0-3 000 /min	0-2 100 /min
Fastening on the spindle	1/2" square	1/2" square	1/2" square	1/2" square	3/4" square	1/2" square	1/2" square
Weight (incl. accumulator)	1.4 kg	1.35 kg	2.15 kg	3.50 kg	3.85 kg	1.5 kg	3.1 kg
Transition adapter in the pack	AD 512/HEX	AD 512/HEX	AD 512/HEX	AD 512/534	AD 534/512	AD 512/HEX	AD 512/534

Type	Dimension Operating mode	M4*	M5	M6	M8	M10	M12	M14	M16	M18	M20	M22	M24	M27	M30	M36
		7 mm**	8 mm	10 mm	13 mm	17 mm	19 mm	22 mm	24 mm	27 mm	30 mm	32 mm	36 mm	41 mm	46 mm	56 mm
ASR 200-5B	1															
ASR 200-35B	1															
	2															
	3 (AM)															
ASR 600-35B	1 (AM)															
	2 (AM)															
	3															
ASR 600-3MTB	1 (AM)															
	2 (AM)															
	3															
ASR 600-3HTB	1															
	2															
	3															
ESR 500	1															
ESR 800	1															

\* Metric dimension \*\* Attachment dimension AM - Auto Mode

Type							
ASR 200-5B							
ASR 200-35B							
ASR 600-35B							
ASR 600-3MTB							
ASR 600-3HTB							
ESR 500							
ESR 800							



## GRINDERS

- NAREX grinders and sanders are designed for constant daily use. Powerful, high-quality motors guarantee high productivity and very long service life. The controls and grips on the grinders meet all the ergonomic requirements and fully reflect the needs of professional users. The assortment of NAREX professional electric tools includes a complete line of compact angle and one-handed straight grinders.
- Angle grinders are designed for universal use. They are adapted to various applications in a wide range of professional fields. When combined with the appropriate accessories they can be used, for example, for precisely cutting metal pipes and profiles, grinding down weld joints, deburring various edges, removing coatings or rust, as well as cutting or grinding concrete, stone or tiling.
- NAREX grinders guarantee maximum protection and comfortable working conditions for the user.



## ANGLE GRINDER / COMPACT WITH LOW WEIGHT



SLIM DESIGN

protection against restart

10 A  
SOFT START

spindle arrest

1.7 kg

### ANGLE GRINDER

EBU 115-7 / EBU 125-7

	EBU 115-7	EBU 125-7
Rated power input	720 W	720 W
Idle speed	11 000 /min	11 000 /min
Spindle thread	M14	M14
Max. disc dia.	115 mm	125 mm
Weight	1.7 kg	1.7 kg

#### DELIVERY INCLUDES

Detachable handgrip (65 404 719), fastening nut wrench (66 619 743), fastening nut (66 591 572), flange (66 592 130), guard for grinding (65 404 340), cardboard box

Ord. number: **65 404 587** (EBU 115-7)  
**65 404 592** (EBU 125-7)

- Slim motor box with a circumference of only 185 mm makes the device easy to handle and perfect to manage
- Flat gearbox made of aluminium alloy for comfortable work even in tight spaces
- Optimised air circulation ensures perfect cooling as the temperature of the tool rises
- Switch with arresting to lock the machine in the on position
- Switch-on protection - prevents the device from being switched on separately after a power cut
- Spindle arrest - changes discs quickly and easily
- Specially designed replaceable air filters ensure protection against the ingress of coarse dirt into the motor area
- Adjustable side handgrip **SOFTGRIP**

## ANGLE GRINDER / NIMBLE FOR UNIVERSAL USE



**SLIM** DESIGN



protection against restart



SOFT START



spindle arrest



2 kg

### ANGLE GRINDER

EBU 115-10 / EBU 125-10

	EBU 115-10	EBU 125-10
Rated power input	950 W	950 W
Idle speed	11 000 rpm	11 000 rpm
Spindle thread	M 14	M 14
Max. disc dia.	115 mm	125 mm
Weight	2.0 kg	2.0 kg

#### DELIVERY INCLUDES

Detachable handgrip (65 404 719), fastening nut wrench (66 619 743), fastening nut (66 591 572), flange (66 592 130), guard for grinding (EBU 115-10 - 65 404 964, EBU 125-10 - 65 404 966), cardboard box

Ord. number: **65 404 594** (EBU 115-10)  
**65 404 596** (EBU 125-10)

- **SLIMDESIGN** motor case with a circumference of a mere 188 mm for perfect control and easy handling
- Powerful 950 W motor for efficiently cutting and grinding materials
- Protection against accidental re-start in case of a power failure
- Optimised switch to lock the machine in the on position
- Ventilation holes with a special grate to cool the motor more efficiently without the ingress of coarse dirt
- Solid guard to provide high protection to the user
- Flat gearbox for comfortable work even in confined spaces
- Ergonomic detachable handle for a secure and safe grip on the machine
- More flexible work and easier movement around the work-piece, due to a 4 m long robust rubber cable
- Comfortable detachable **SOFTGRIP**



## ADVANTAGES / ANGLE GRINDER EBU 125-7



**Weighing only 1.7 kg** as a result of the machine's convenient compact size (**290 × 104 mm**) makes work easier in any conditions.

**Short and flat gearbox** made of high-quality aluminium alloy provides excellent heat conduction, guaranteeing a stability of shape and form.

**Reliable arresting mechanism** makes exchanging tools for work possible.



**Slim motor box SLIMDESIGN**

with a circumference of only 180 mm and an ergonomically pleasant elliptical cross-section with a size of **55 × 59 mm** makes it comfortable to operate and guide the grinder single-handedly.

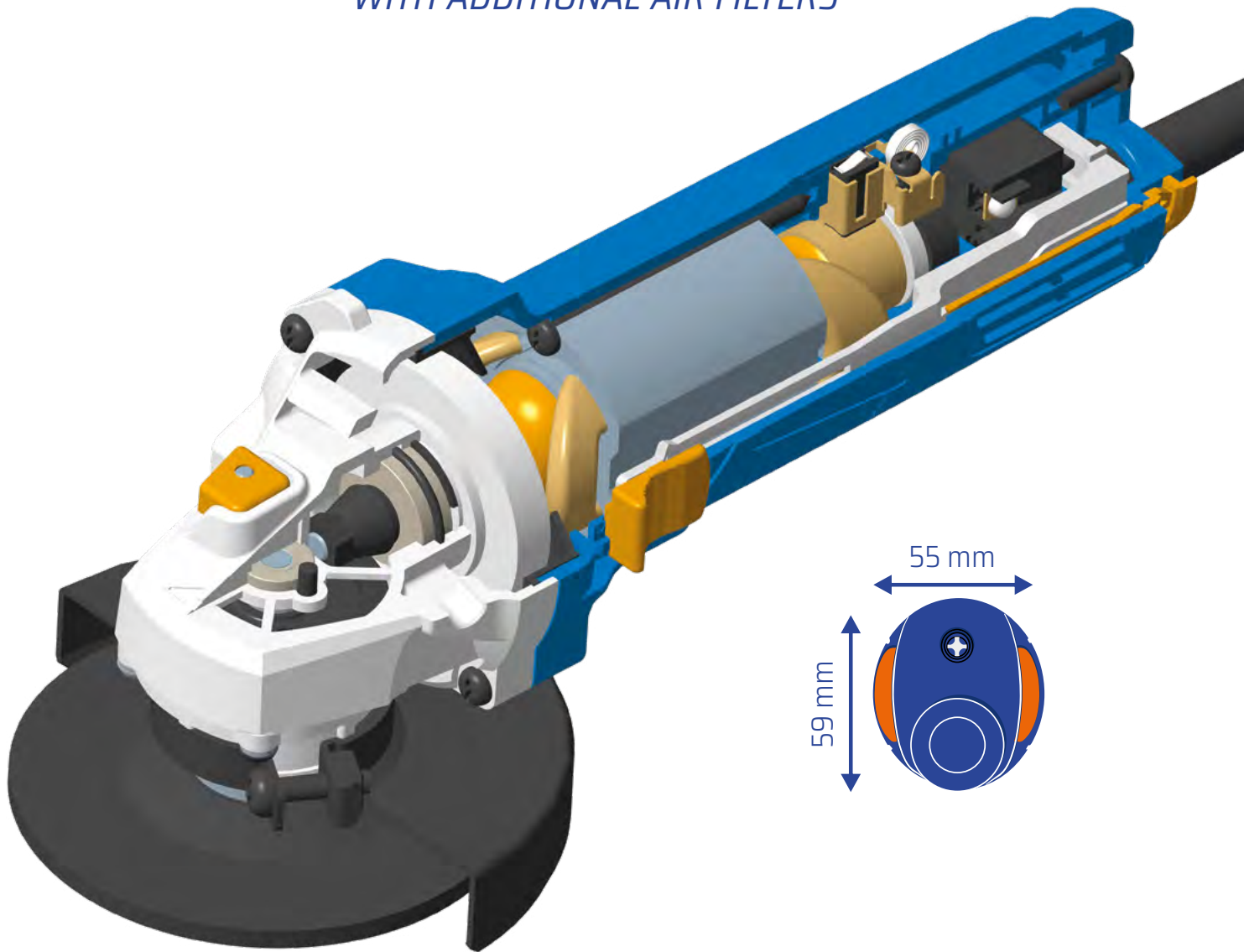
**Transmission gearing** made of high-quality and superficially heat-treated steel boasts extremely low wear rate and ensures long service life and excellent force transmission.



**Additional lateral air filters**

with specially designed ridged grating improve the protection of the grinder against the ingress and sedimentation of dirt in the motor area, thus extending the service life of the machine.

# ANGLE GRINDER / THE LIGHTEST AND MOST NIMBLE ANGLE GRINDER WITH ADDITIONAL AIR FILTERS



**SLIM DESIGN** |  protection against restart |  **SOFT START** |  spindle arrest |  **1.7 kg**

**Ergonomically-shaped switch** button with protection against accidental start and locking in the on position is easily accessible, making controlling the machine comfortable and simple while increasing work safety.



**Switch with protection against accidental start-up prevents** the machine from spontaneously turning on after a power failure.

# ANGLE GRINDER / EASILY CONTROLLABLE FOR ANY USE



protection against restart



KICK BACK STOP



constant speed



protection against overheating



overload protection



spindle arrest



SOFT START

## ANGLE GRINDER

### EBU 125-12 C

Rated power input	1 200 W
Max. disc dia.	125 mm
Idle speed	10 500 rpm
Spindle thread	M14
Weight	2.3 kg

#### DELIVERY INCLUDES

Detachable handgrip SOFTGRIP (65 404 719), fastening nut (66 619 743), fastening nut (66 591 572), flange (66 592 130), guard for grinding (00 764 501), guard wrench, cardboard box

Ord. number: 65 403 735

- ▶ Special lubricating adhesive grease offers excellent protection against wear in a wide range of operating temperatures, thus significantly increasing the service life of the transmission
- ▶ Increased service life of the motor thanks to an XP protective grill on the rotor winding and epoxy resin protection of the stator bundle winding supplemented by silicone covering of the connectors

- ▶ Slim motor design forms a foundation for perfect manoeuvrability and makes the device ergonomic
- ▶ Ideal and safe manipulation in different working positions thanks to an anti-slip rubber-coated apron section
- ▶ Sprung detachable handgrip reduces the amount of harmful vibrations that are transmitted to the operator's arm
- ▶ Multi-functional digital electronics offer a number of safety features:
  - **restriction of start-up current SOFTSTART** - for gentle machine start-up and gradual run-up to work speed
  - **heat protection** - monitors operating temperature and protects the motor from overheating
  - **current protection** - protects the machine against burning and the operator against injury should the tool jam in the material
  - **protection against accidental re-start** - protects the operator against uncontrollable machine start-up after a power failure
  - **constant electronics** - constant work speed under load for maximum grinding output
- ▶ Spindle arrest - change discs easily and quickly with just a single key
- ▶ Auto-disconnecting carbon brushes prevent rotor damage; once a brush is worn down, the rotor is automatically disconnected

# ANGLE GRINDER / AGILE WITH HIGH PERFORMANCE



 spindle arrest

 protection against restart

 KICKBACK STOP

 constant speed

 overload protection

 protection against overheating

 SOFT START

## ANGLE GRINDER

### EBU 125-14 C

Rated power input	1 400 W
Idle speed	11 000 rpm
Spindle thread	M14
Max. disc dia.	125 mm
Weight	2.3 kg

#### DELIVERY INCLUDES


Detachable handgrip SOFTGRIP (65 404 719), fastening nut (66 619 743), fastening nut (66 591 572), flange (66 592 130), guard for grinding (00 764 501), guard wrench, cardboard box

**Ord. number: 65 403 736**

- ▶ Patented aluminium-alloy gearbox solution with specially designed vents and an air-conducting insert that increase the air flow through the machine, improving its overall cooling
- ▶ Functional apron fitted with a system of intake openings for optimal cooling air supply

- ▶ Compact machine size and ergonomic gearbox shape with recessed arresting button increase the operating range and reach of the machine
- ▶ Ideal and safe manipulation in different working positions thanks to an anti-slip rubber-coated apron section
- ▶ Sprung detachable handgrip SOFTGRIP reduces the amount of harmful vibrations that are transmitted to the operator's arm
- ▶ Multi-functional digital electronics offer a number of safety features:
  - **restriction of start-up current SOFTSTART** - for gentle start-up of the machine and gradual run-up to work speed
  - heat protection - monitors operating temperature and protects the motor from overheating
  - **current protection** - protects the machine against burning and the operator against injury should the tool jam in the material.
  - **protection against accidental re-start** - protects the operator against uncontrollable machine start-up after a power failure
  - **constant electronics** - constant work speed under load for maximum grinding output
- ▶ Auto-disconnecting carbon brushes prevent rotor damage; once a brush is worn down, the rotor is automatically disconnected

# ANGLE GRINDER / POWERFUL AND NIMBLE WITH SPEED REGULATION



## ANGLE GRINDER

### EBU 125-14 CE

Rated power input	1 400 W
Idle speed	3 500–11 000 rpm
Spindle thread	M14
Max. disc dia.	125 mm
Weight	2.3 kg

#### DELIVERY INCLUDES

Detachable handgrip SOFTGRIP (65 404 719), fastening nut wrench (66 619 743), quick-release nut (66 614 201), flange (66 592 130), guard for grinding (00 764 501), guard wrench, cardboard box

**Ord. number: 65 403 737**

- ▶ Patented aluminium-alloy gearbox solution with specially designed vents and an air-conducting insert that increase the air flow through the machine, improving its overall cooling
- ▶ Functional apron fitted with a system of intake openings for optimal cooling air supply
- ▶ Compact machine size and ergonomic gearbox shape with recessed arresting button increase the operating range and reach of the machine

- ▶ Ideal and safe manipulation in different working positions thanks to an anti-slip rubber-coated apron section
- ▶ Sprung detachable handgrip SOFTGRIP reduces the amount of harmful vibrations that are transmitted to the operator's arm
- ▶ Multi-functional digital electronics offer a number of safety features:
  - **restriction of start-up current SOFTSTART** - for gentle start-up of the machine and gradual run-up to work speed
  - **heat protection** - monitors operating temperature and protects the motor from overheating
  - **current protection** - protects the machine against burning and the operator against injury should the tool jam in the material.
  - **protection against accidental re-start** - protects the operator against uncontrollable machine start-up after a power failure
  - **constant electronics** - constant work speed under load for maximum grinding output
  - **speed regulation** - for setting optimal rotation speeds depending on the type of material and work
- ▶ Auto-disconnecting carbon brushes prevent rotor damage; once a brush is worn down, the rotor is automatically disconnected



## ANGLE GRINDER / COMPACT FOR UNIVERSAL USE



protection against restart



SOFT START



spindle arrest



3.2 kg

### ANGLE GRINDER

#### EBU 150-16

Rated power input	1 600 W
Idle speed	9 000 rpm
Spindle thread	M14
Max. disc dia.	150 mm
Weight	3.2 kg

#### DELIVERY INCLUDES

Detachable handle (65 405 544), grinding guard (65 405 545), fastening nut wrench (66 619 743), flange (66 592 130) and fastening nut (66 591 572), guard wrench, cardboard box

Ord. number: 65 405 523

- ▶ Perfect control and easy handling thanks to ergonomic structure and compact design
- ▶ High-performance 1 600 W motor for efficient cutting and grinding of material
- ▶ Protection against accidental re-start in case of a power failure
- ▶ Optimal switch with a lock-on option
- ▶ Long life motor thanks to armoured winding on the stator harness and a rotor protection grill
- ▶ Durable guard for a high degree of user protection
- ▶ Aluminium-alloy transmission - long service life and high grinder reliability for everyday, long term use
- ▶ Ergonomic detachable handle for a firm grip on the machine
- ▶ Allows flexible work around the workpiece thanks to a 4 m long robust rubber cable



 spindle arrest

 protection against restart

 KICK BACK STOP

 constant speed

 overload protection

 protection against overheating

 SOFT START

## ANGLE GRINDER

### EBU 15-16 C

Rated power input	<b>1 600 W</b>
Idle speed	<b>9 000 rpm</b>
Spindle thread	<b>M14</b>
Max. disc dia.	<b>150 mm</b>
Weight	<b>2.9 kg</b>

#### DELIVERY INCLUDES

Detachable handgrip SOFTGRIP (65 404 719), fastening nut wrench (66 619 743), fastening nut (66 591 572), flange (66 592 130), guard for grinding (66 405 980), guard wrench, cardboard box

Ord. number: 00 778 112

- ▶ Powerful extended motor guarantees stability and sufficient power for any use
- ▶ Long motor service life thanks to reinforced winding on the stator bundle and XP protective grill on the rotor
- ▶ Large switch with arresting capability to lock the machine in the on position
- ▶ Sprung detachable handgrip reduces the amount of harmful vibrations
- ▶ Multi-functional digital electronics:
  - start-up current restriction **SOFTSTART**
  - speed control function
  - PTC heat protection
  - current protection
  - protection against accidental start

# ANGLE GRINDER / COMPACT AND POWERFUL WITH AUTOMATIC BALANCING UNIT



## ANGLE GRINDER EBU 15-16 CA

Rated power input	<b>1 600 W</b>
Idle speed	<b>9 000 rpm</b>
Spindle thread	<b>M14</b>
Max. disc dia.	<b>150 mm</b>
Weight	<b>3.2 kg</b>

### DELIVERY INCLUDES

Detachable handgrip SOFTGRIP (65 404 719), fastening nut wrench (66 619 743), quick-release nut (66 614 201), flange (66 592 130), guard for grinding (66 405 980), guard wrench, cardboard box

**Ord. number: 65 404 736**

- ▶ Exceptionally smooth operation thanks to a sprung detachable handgrip and automatic balancing unit reducing vibrations created by disc imbalance
- ▶ Long motor service life thanks to reinforced winding on the stator bundle and XP protective grill on the rotor
- ▶ Large switch with arresting to lock the machine in the on position
- ▶ Compact and low-profile gearbox makes use even in poorly accessible places possible
- ▶ Extremely smooth operation due to a sprung detachable handgrip with vibration dampening and automatic balancing unit that reduces vibrations created by disc imbalance
- ▶ Multi-functional digital electronics:
  - start-up current restriction **SOFTSTART**
  - speed control function
  - PTC heat protection
  - current protection
  - protection against accidental start

# ANGLE GRINDER / POWERFUL FOR UNIVERSAL USE

## REALPOWER



### ANGLE GRINDER

#### EBU 230-26

Rated power input	<b>2 600 W</b>
Idle speed	<b>6 500 rpm</b>
Spindle thread	<b>M 14</b>
Max. disc dia.	<b>230 mm</b>
Weight	<b>6 kg</b>

#### DELIVERY INCLUDES

Detachable handgrip (66 638 062), fastening nut wrench (66 619 743), fastening nut (66 591 572), flange (66 592 130), guard for grinding (65 404 968), guard wrench, cardboard box

**Ord. number: 65 404 598**

- ▶ Angle grinder with a powerful 2 600 W motor for quick and efficient cutting, grinding and brushing of metals, as well as for cutting various construction materials
- ▶ Multi-functional electronics:
  - protection against accidental re-start - prevents the machine from starting spontaneously after a power failure
  - restriction of start-up current **SOFTSTART** - for gradual run-up to work speed
- ▶ Robust aluminium head with arresting button
- ▶ Compact design for easier handling and control
- ▶ Optimally 3 m long power cable
- ▶ Solid guard for greater user safety in the event of disc breakage
- ▶ Ergonomic detachable handle for a secure and safe grip on the machine
- ▶ Comfortable detachable **SOFTGRIP**





## ANGLE GRINDER EBU 230-23 HD

Rated power input	<b>2 300 W</b>
Idle speed	<b>6 600 rpm</b>
Spindle thread	<b>M14</b>
Max. disc dia.	<b>230 mm</b>
Weight	<b>5.5 kg</b>

### DELIVERY INCLUDES

Detachable vibration-absorbing handle (65 405 969), guard (65 405 902), fastening nut wrench (66 619 743), flange (66 592 130), fastening nut (66 591 572), cardboard box

**Ord. number: 65 406 054**

- ▶ Heavy duty motor for maximum material removal rate and quick progress
- ▶ Reinforced winding improves protection of the motor against the abrasive effects of dust and guarantees its long life
- ▶ Protection against restart prevents the machine from restarting automatically after a power outage
- ▶ Restriction of start-up current **SOFTSTART** - for gradual run-up to work speed
- ▶ Dustproof switch with protection against accidental start-up and with lock-on function
- ▶ Extended and sprung detachable handle reduces the transfer of harmful vibrations and improves grip comfort
- ▶ Rubberised rear handle for safe grip and control
- ▶ Flat gearbox for work in confined spaces
- ▶ Tool-free adjustment of the guard
- ▶ 4 m rubber cable for high flexibility of use
- ▶ Auto-disconnecting carbon brushes prevent rotor damage
- ▶ Removable guard for quick and easy brush replacement



## ANGLE GRINDER EBU 230-26 HD

Rated power input	<b>2 600 W</b>
Idle speed	<b>6 600 rpm</b>
Spindle thread	<b>M14</b>
Max. disc dia.	<b>230 mm</b>
Weight	<b>6.0 kg</b>

### DELIVERY INCLUDES

Detachable vibration-absorbing handle (65 405 969), guard (65 405 902), fastening nut wrench (66 619 743), flange (66 592 130), fastening nut (66 591 572), cardboard box

**Ord. number: 65 405 900**

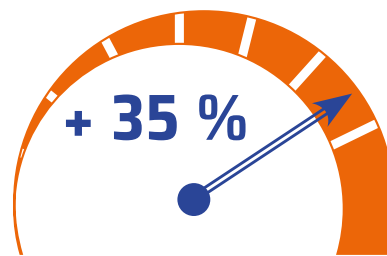
- ▶ Compact design for improved handling and control
- ▶ Powerful and efficient 2,600 W motor with a large power reserve for the highest possible material removal rate and the fastest work progress
- ▶ Protection against restart - prevents the machine from starting automatically after a power failure
- ▶ Restriction of start-up current **SOFTSTART** - for gradual run-up to work speed
- ▶ Reinforced winding protects the motor from sharp dust and guarantees its long life
- ▶ Dustproof switch with protection against accidental start-up and with lock-on function
- ▶ Removable guard for quick and easy brush replacement
- ▶ Guard can be adjusted without the need for tools
- ▶ Rubberised rear handle for a safe grip
- ▶ Optimal and secure grip thanks to a detachable vibration-absorbing handle

## 2-IN-1 CUTTING DISC FOR CUTTING STANDARD AND HIGH-GRADE STEEL



- ▶ The cutting discs have been designed to be used on standard and high-grade steel
- ▶ Narēx cutting discs are suitable for cutting sheet metal, sections, tubes, rods and solid material, for quick and convenient work without the risk of burrs
- ▶ The discs have a long life, stability, up to 35% increased output, and versatile application
- ▶ The discs are sintered in a special chamber where the exact binder/grain ratio is maintained
- ▶ The grain distribution is also monitored to achieve minimal disc vibration


- ▶ New premium binders and grains
- ▶ Ideal ratio of disc life and cutting speed
- ▶ Constant cutting performance
- ▶ Faster cuts of higher quality



**Glass reinforcement**

**Optimised cutting part**

(grain and binder)



**Grinding process**

During the grinding process, the individual micro crystals break out under the action of grinding forces, each time creating a new cutting edge.

	Disc diameter (mm)	Disc thickness (mm)	Packaging (pcs)	Order number
<b>RK Ø 115×1×22.2</b>	115	1.0	1	65 405 157
<b>A 60R-BFB INOX 41</b>			25	65 405 158
<b>RK Ø 125×1×22.2</b>	125	1.0	1	65 405 159
<b>A 60R-BFB INOX 41</b>			25	65 405 160
<b>RK Ø 115×1.6×22.2</b>	115	1.6	1	65 405 161
<b>A 46Q-BFB 41</b>			25	65 405 162
<b>RK Ø 125×1.6×22.2</b>	125	1.6	1	65 405 163
<b>A 46Q-BFB 41</b>			25	65 405 164
<b>RK Ø 150×1.2×22.2</b>	150	1.2	1	65 405 155
<b>A 60Q-BFB 41</b>			25	65 405 165
<b>RK Ø 150×1.6×22.2</b>	150	1.6	1	65 405 166
<b>A 46Q-BFB 41</b>			25	65 405 167
<b>RK Ø 230×1.9×22.2</b>	230	1.9	1	65 405 168
<b>A 46Q-BFB 41</b>			25	65 405 169

### Disc Specifications

- A - classic corundum (aluminium oxide)
- 60 - grain size (16 coarse, 30 medium, 60 fine)
- Q - disc hardness grade - medium (resistance to grain loss)
- B - bonding agent with artificial resin
- F - fibre reinforcement
- 41 - flat disc design
- INOX - stainless steel



## GRINDING DISCS FOR GRINDING STANDARD AND HIGH-GRADE STEEL



- High-performance roughing discs for dressing surfaces and edges with lower pressure applied and longer service life, specifically used for removing more material in a shorter time period, with 50% lower wear compared to commonly sold discs
- Suitable for standard structural steel, stainless steels, steel sheets, for deburring castings and grinding weld joints
- Naréx grinding discs meet the requirements of international standards (EN 12413, OSA) and come equipped with all the necessary safety features
- The discs are designed for manually guided angle grinders with a max. peripheral speed of 80 m/s

	Disc diameter (mm)	Disc thickness (mm)	Packaging (pcs)	Order number
<b>BK Ø 115×6×22.2 A 30Q BF</b>	115	6	1	65 403 773
<b>BK Ø 125×6×22.2 A 30Q BF</b>	125	6	1	65 403 774
<b>BK Ø 150×6×22.2 A 30Q BF</b>	150	6	1	65 403 775
<b>BK Ø 180×6×22.2 A 30Q BF</b>	180	6	1	65 403 776
<b>BK Ø 230×6×22.2 A 30Q BF</b>	230	6	1	65 403 777

### Disc Specifications

- A - classic corundum (aluminium oxide)
- 60 - grain size (16 coarse, 30 medium, 60 fine)
- Q - disc hardness grade - medium (resistance to grain loss)
- B - bonding agent with artificial resin
- F - fibre reinforcement



## DIAMOND CUTTING DISC TURBO PROFESSIONAL FOR CONSTRUCTION MATERIALS



- ▶ Closed-edge disc with oblique segment and thin steel body for dry cutting
- ▶ High-cutting performance, thanks to constant speed with minimum vibration
- ▶ HOT PRESSED technology ensures a much higher hardness and resistance to wear
- ▶ Continuous closed turbo segment strip with a height of 7 mm
- ▶ Clean cutting edges, thanks to continuous segment strip
- ▶ Perforated steel carrier for improved cooling
- ▶ For hard and medium-hard construction materials

Disc diameter (mm)	Carrier thickness (mm)	Segment thickness (mm)	Segment height (mm)	Disc central diameter (mm)	Order number
115	1.2	2.0	7.0	22.2	65 405 142
125	1.2	2.0	7.0	22.2	65 405 143
150	1.4	2.2	7.0	22.2	65 405 144
230	1.8	2.6	7.0	22.2	65 405 145

OPTIMAL USE								STANDARD USE	OCCASIONAL USE			
Fired bricks, hollow bricks	Concrete blocks	Concrete kerbing	Concrete pavers	Hardened concrete	Roof tiles	Ceramic tiles	Terrazzo	Granite	Reinforced concrete	Fresh concrete	Earthenware	Sandstone

## DIAMOND DISC TURBO SPEED



- ▶ Swift cut, laser-welded, segment height of 8 mm
- ▶ Characterised by thermal resistance, excellent cooling and smooth running and long service life
- ▶ For very hard and medium hard materials








Disc diameter (mm)	Carrier thickness (mm)	Segment thickness (mm)	Segment height (mm)	Disc central diameter (mm)	Order number
230	1.8	2.5	8.0	22.2	00 647 688

## DIAMOND CUTTING DISC FOR CERAMICS TURBO CERAMIC



- ▶ Closed-edge disc with oblique segment and thin steel body for dry cutting
- ▶ Very fast, clean and fine cut without burrs thanks to thin turbosegment
- ▶ HOT PRESSED technology ensures a much higher hardness and resistance to wear
- ▶ Perforated carrier for improved cooling and reduced noise
- ▶ Reinforced flange prevents the disc from warping upon overheating
- ▶ Super-thin disc with a segment thickness of a mere 1.4 mm
- ▶ Diamond turbo disc for any type of tiling, including sintered tiles, extra hard ceramic materials and thin boards of natural and artificial stone

Disc diameter (mm)	Carrier thickness (mm)	Segment thickness (mm)	Segment height (mm)	Disc central diameter (mm)	Order number
115	0.9	1.4	7.0	22.2	65 405 146
125	0.9	1.4	7.0	22.2	65 405 147

OPTIMAL USE								STANDARD USE	OCCASIONAL USE			
Fired bricks, hollow bricks	Heat-resistant bricks	Porcelain tiles	Roof tiles	Earthenware	Ceramic tiles	Terrazzo	Granite	Concrete blocks	Marble	Concrete pavers	Concrete kerbing	Sandstone
												

## DIAMOND DISC UNIVERSAL



- ▶ Sintered discs, segment height of 7 mm
- ▶ For standard and medium hard construction materials

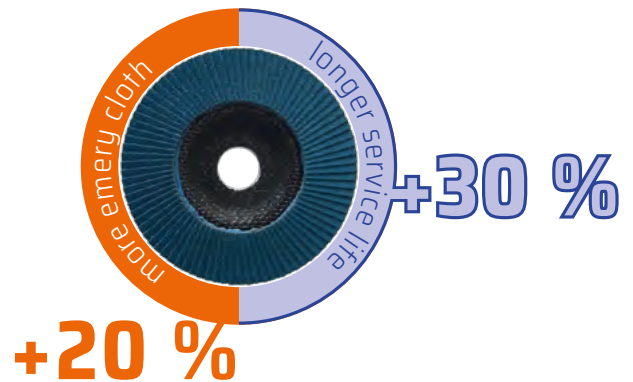
Disc diameter (mm)	Carrier thickness (mm)	Segment thickness (mm)	Segment height (mm)	Disc central diameter (mm)	Order number
115	1.5	2.0	7.0	22.2	00 647 566
125	1.5	2.0	7.0	22.2	00 647 505
150	1.5	2.0	7.0	22.2	00 647 687
230	2.0	2.5	7.0	22.2	00 647 506

## 2-IN-1 LAMELLAR DISCS FOR GRINDING STANDARD AND HIGH-GRADE STEEL



- ▶ Narax lamellar grinding discs are universal, professional tools suitable for versatile use
- ▶ These discs can be used to perfectly machine uneven surfaces or edges
- ▶ The use of zirconium-corundum abrasive grains on a stable carrier disc made of solid fibreglass results in a fine surface texture
- ▶ The discs have long life, up to 30% increased output, and universal application

- ▶ Perfect solution for different applications
- ▶ 30% increase in life and better grinding efficiency
- ▶ Very high specific removal of material
- ▶ 20% increase in the number of densely folded lamellae



	Disc diameter (mm)	Grit	Packaging (pcs)	Order number
LK Ø 115×22.2 27 ZA 40	115	40	1	65 405 170
			10	65 405 171
LK Ø 115×22.2 27 ZA 60	115	60	1	65 405 172
			10	65 405 173
LK Ø 115×22.2 27 ZA 80	115	80	1	65 405 174
			10	65 405 175
LK Ø 115×22.2 27 ZA 120	115	120	1	65 405 176
			10	65 405 177
LK Ø 125×22.2 27 ZA 40	125	40	1	65 405 178
			10	65 405 179
LK Ø 125×22.2 27 ZA 60	125	60	1	65 405 180
			10	65 405 181
LK Ø 125×22.2 27 ZA 80	125	80	1	65 405 182
			10	65 405 183
LK Ø 125×22.2 27 ZA 120	125	120	1	65 405 184
			10	65 405 185
LK Ø 150×22.2 27 ZA 40	150	40	1	65 405 186
			10	65 405 187
LK Ø 150×22.2 27 ZA 60	150	60	1	65 405 188
			10	65 405 189
LK Ø 150×22.2 27 ZA 80	150	80	1	65 405 190
			10	65 405 191
LK Ø 150×22.2 27 ZA 120	150	120	1	65 405 192
			10	65 405 193

### Disc Specifications

27 - disc shape - chamfered

40 - grain size (40 coarse, 80 medium, 120 fine)

ZA - zircon corundum

Solid fibreglass carrier disc

## VULCANISED FIBRE GRINDING DISCS



- ▶ Vulcanised fibre cut-outs ensure easy and quick removal of material from the workpiece surface
- ▶ Universal vulcanised fibre cut-outs with corundum abrasive are designed for grinding a wide range of materials – wood, steel, stainless steel, non-ferrous metals and various types of paints
- ▶ Fibre discs remove a lot of material quickly and have a long service life
- ▶ Grinding discs with fastening onto a rubber carrier plate
- ▶ They can be used to sand down uneven surfaces when used with a supporting plate
- ▶ They can be used for rough to very fine grinding, due to the high grit range (24-120)

	Disc diameter (mm)	Grit	Packaging (pcs)	Order number
<b>FK ø 115/grit R24 A</b>	115	24	1	65 403 798
<b>FK ø 115/grit R36 A</b>	115	36	1	65 403 799
<b>FK ø 115/grit R60 A</b>	115	60	1	65 403 800
<b>FK ø 115/grit R80 A</b>	115	80	1	65 403 801
<b>FK ø 115/grit R120 A</b>	115	120	1	65 403 802
<b>FK ø 125/grit R24 A</b>	125	24	1	65 403 803
<b>FK ø 125/grit R36 A</b>	125	36	1	65 403 804
<b>FK ø 125/grit R60 A</b>	125	60	1	65 403 805
<b>FK ø 125/grit R80 A</b>	125	80	1	65 403 806
<b>FK ø 125/grit R120 A</b>	125	120	1	65 403 807
<b>FK ø 150/grit R24 A</b>	150	24	1	65 403 808
<b>FK ø 150/grit R36 A</b>	150	36	1	65 403 809
<b>FK ø 150/grit R60 A</b>	150	60	1	65 403 810
<b>FK ø 150/grit R80 A</b>	150	80	1	65 403 811
<b>FK ø 150/grit R120 A</b>	150	120	1	65 403 812

## DP-FD SUPPORTING CARRIER PLATE



- ▶ The carrier disc is an ideal multi-purpose underlay for vulcanised fibre cut-outs
- ▶ The supporting disc provides the vulcanised fibre disc with the best support for achieving high grinding output

	Disc diameter (mm)	Packaging (pcs)	Order number
<b>DP-FD ø 115/M14</b>	115	1	65 403 813
<b>DP-FD ø 125/M14</b>	125	1	65 403 814
<b>DP-FD ø 150/M14</b>	150	1	65 403 815

### Disc Specifications

RXX - grain size (24 coarse, 60 medium, 120 fine)

A - classic corundum

## WIRE BRUSHES



### Cup Brush

- high-quality twisted hardened steel wires firmly pressed into a steel body increase the overall rigidity and aggressiveness of the brush for rough rust and paint removal, weld joints dressing, etc





### Disc Brush

- thanks to the high peripheral speed, the brush is suitable for difficult to medium-difficult dressing work in hard to reach places (rust removal, weld joints dressing, paint removal, etc.)

### STAINLESS design

- brush with stainless wires made of high-grade steel
- For stainless and acid-resistant high-grade steel and non-ferrous metals

## WIRE BRUSHES

	Name	dia. / thickness	For angle grinders with disc dia.	Ord. number
		dia. 65 / 0.50 M14	dia. 115, dia. 125, dia. 150	00 647 448
		dia. 65 / 0.50 M14 stainless	dia. 115, dia. 125, dia. 150	00 647 449
		dia. 75 / 0.50 M14	dia. 115, dia. 125, dia. 150	00 614 054
		dia. 80 / 0.50 M14	dia. 180, dia. 230	00 647 450
		dia. 100 / 0.50 M14	dia. 180, dia. 230	00 647 451
	<b>Wavy cup brush</b>	dia. 75 / 0.30 M14	dia. 115, dia. 125, dia. 150	00 647 452
		dia. 115 / 0.50 x 22.2	dia. 115, dia. 125, dia. 150	00 647 453
	<b>Braided disc brush</b>	dia. 150 / 0.50 x 22.2	dia. 150, dia. 180, dia. 230	00 647 454
		dia. 100 / 0.50 M14	dia. 115, dia. 125, dia. 150	00 647 456
	<b>Braided cone brush</b>	dia. 115 / 0.50 M14	dia. 115, dia. 125, dia. 150	00 647 457
		dia. 110 / 0.30 M14	dia. 115, dia. 125, dia. 150	00 647 458

## EXTRAS

Type	Technical parameters	For angle grinders with disc dia.	Ord. number	
	<b>Grinding guard</b>	GC-ABU 125	dia. 125	65 405 743
		GC-EBU 115-6 /125-7	dia. 115	65 404 338
		GC-EBU 125-6 /125-7	dia. 125	65 404 340
		GC-EBU 115-10	dia. 115	65 404 964
		GC-EBU 125-10	dia. 125	65 404 966
		GC-EBU 12	dia. 115	00 764 547
		GC-EBU 13	dia. 125	00 764 501
		GC-ABU 150	dia. 150	65 405 745
		GC-EBU 15	dia. 150	66 405 980
		GC-EBU 15-14	dia. 150	65 404 748
		GC-EBU 150-16	dia. 150	65 405 545
		GC-ABU 230	dia. 230	65 405 747
		GC-EBU 18 Fast Fix	dia. 180	66 636 392
		GC-EBU 23 Fast Fix	dia. 230	66 635 649
	GC-EBU 230-26	dia. 230	65 404 968	
<b>For grinding/cutting</b>	GCC-EBU 230-26 HD; EBU 230-23 HD	dia. 230	65 405 902	
	<b>Cutting guard</b>	CC-EBU 115-6/125-7	dia. 115	65 404 339
		CC-EBU 125-6/125-7	dia. 125	65 404 341
		CC-EBU 115-10	dia. 115	65 404 965
		CC-EBU 125-10	dia. 125	65 404 967
		CC-ABU 125	dia. 125	65 405 744
		CC-EBU 12	dia. 115	00 763 300
		CC-EBU 13	dia. 125	00 763 301
		CC-ABU 150	dia. 150	65 405 746
		CC-EBU 15	dia. 150	00 763 302
		CC-EBU 15-14	dia. 150	65 404 821
		CC-EBU 150-16	dia. 150	65 405 546
		CC-ABU 230	dia. 230	65 405 748
		CC-EBU 18 Fast Fix	dia. 180	00 763 303
		CC-EBU 23 Fast Fix	dia. 230	00 763 304
		CC-EBU 230-26	dia. 230	65 404 969

## ADDITIONAL ACCESSORIES



Type	Technical parameters	For angle grinders with disc dia.	Ord. number
<b>Quick release nut</b>	D 115-150 Fast Fix	115-150	66 614 201
<b>Quick release nut</b>	D 180-230 Fast Fix	150-230	66 614 202
<b>Pin key</b>	KF-EBU	115-230	66 619 743
<b>Nut wrench ABU</b>	KF-ABU	125-230	65 405 740
<b>Adapter wrench ABU</b>	KF-AD ABU	125-230	65 405 741
<b>Fastening nut</b>	UF-EBU M14	115-230	66 591 572
<b>Flange</b>	BF-EBU	115-230	66 592 130
<b>Flange</b>	BF-EBU 125-6 (do 2017)	115-125	65 404 337
<b>Flange ABU</b>	BF-ABU	125-230	65 405 742
<b>Detachable handgrip</b>	AH-M8	115-150	66 775 634
<b>Detachable handgrip SOFTGRIP</b>	AH-AV M8	115-150	65 404 719
<b>Detachable handgrip VIBRASTOP</b>	AH-M8 VIB	115-150	00 638 084
<b>Detachable handgrip SOFTGRIP</b>	AH-AV M10 EBU 150-16	150	65 405 544
<b>Vibration-absorbing handle M10</b>	AH -AV M10 ABU	125-230	65 405 738
<b>M10/M8 handleadapter ABU</b>	AD-ABU M10/M8	125-230	65 405 739
<b>Detachable handgrip</b>	AH-M14	180-230	66 775 635
<b>Detachable handgrip VIBRASTOP</b>	AH-M14 VIB	180-230	00 638 062
<b>Vibration-absorbing handle</b>	AH-AV M14	180-230	65 405 969



## GRINDER STRAIGHT / EXTENDED STRAIGHT GRINDER WITH A HIGHER WORK RANGE



el. speed regulation



protection against restart



SOFT START  
10 A

### GRINDER STRAIGHT EBD 30-8 / EBD 30-8 E

	EBD 30-8	EBD 30-8 E
Rated power input	700 W	700 W
Max. tool dia.	25 mm	25 mm
Idle speed	31 000 rpm	13 000-31 000 rpm
Collet dia.	3-8 mm	3-8 mm
Fastening neck dia.	43 mm	43 mm
Weight	1.5 kg	1.5 kg

#### DELIVERY INCLUDES

Detachable handgrip SOFTGRIP (65 404 720), fastening nut, 6 mm dia. collet (00 763 336), 2 keys (00 592 832), cardboard box

Ord. number: 00 763 327 (EBD 30-8)  
00 763 325 (EBD 30-8 E)

- ▶ Elongated design enables efficient use of the machine even in hard to reach places
- ▶ Motor with rated power input of 700 W increases efficiency and work speed
- ▶ Multi-functional digital electronics offer a number of safety features:
  - restriction of start-up current **SOFTSTART** - for gentle machine start-up and gradual run-up to work speed
  - speed regulation - for setting optimal rotation speeds depending on the type of material and work
  - protection against accidental re-start - brings safety and security to the workplace in case an accidental switch-off or sudden power failure occur
- ▶ The machine's spindle is stably seated in a robust aluminium box and an elastic clutch between the motor shaft and the driving shaft ensures a smooth operation by reducing shocks and vibrations created in the machine
- ▶ The machine's variability is highlighted by the possibility of using a wide range of tools with 3; 6; 6.35 and 8 mm shanks
- ▶ Work accuracy can be increased by mounting a detachable handgrip via the fastening neck or to fasten the machine in a stationary position
- ▶ Auto-disconnecting carbon brushes prevent rotor damage; once a brush is worn down, the rotor is automatically disconnected





narex  
EBD 30-8 E

NAREX



## SAWS

- The common features of NAREX electric saws are high performance, modern design, reliability, and easy handling. Our assortment includes jig saws, circular saws, and chain saws to suit any type of work.
- The jig saw is one of the most versatile power tools. It allows the user to create fine curves, rounded shapes, circular cut-outs, or precise straight cuts in various types of material such as soft and hard wood, plywood, or chipboard, but also plastics, steel sheets, ceramics, or flooring and roofing. The reliability of all models of NAREX saws is guaranteed by their high-quality components, ergonomic design, options for optimal and easy handling, smart electronics for setting cutting speed based on the type of material, and their blade quick swap system. The hand-held electric circular saw is a very popular tool today and an integral part of the kit of the majority of hobbyists and professionals from many fields. Structurally, it is a relatively simple machine. The key to its excellent utility and long service life is the quality of manufacture and smart structural improvements and details.
- NAREX electric chain saws can aid you in quickly and safely performing routine work around the house when cutting wood and logs, pruning, or cutting down trees. Compared to petrol saws, NAREX electric chain saws have several clear advantages: they are eco-friendly, do not require demanding maintenance, run more quietly, come equipped with all the necessary safety features, and guarantee efficient cutting with minimum effort thanks to a powerful motor, regardless of the model.

# JIG SAW / PROFESSIONAL WITH PATENTED GUIDANCE OF THE SAW BLADE



extraction



pendulum movement of  
the saw blade



FAST FIX



el. speed regulation

## JIG SAW EPL 12-7 BE

Rated power input	<b>720 W</b>
Offcut	
in wood	<b>to 200 mm</b>
in non-ferrous metals	<b>20 mm</b>
in steel	<b>10 mm</b>
Cutting at angle	<b>0°-45°</b>
Stroke elevation	<b>26 mm</b>
Strokes	<b>1 000-2 900 spm</b>
Weight	<b>2.4 kg</b>

### DELIVERY INCLUDES

























Insert against material fraying (65 409 995), guard against loose splinters (65 404 761), extraction adapter (65 409 994), plastic (65 409 999) a and steel guide (65 409 998) plate insert, 2x saw blade, cardboard box

**Ord. number: 65 404 742**


- Ergonomic and robust construction with **SOFTGRIP** anti-slip surface on the top handgrip for comfortable handling in any work position


- For shaped and straight cuts in solid wood, wood-based board materials, plastics, aluminium profiles and steel sheets
- Professional aluminium base plate, resistant against deformation for the most demanding uses
- High cut accuracy thanks to triple guidance of the blade with cemented carbide guide jaws
- Change saw blades simply and quickly with a tool-free system for fastening saw blades
- Four-stage oscillation adjustment for maximum speed and highest accuracy
- Electronic stroke frequency control for setting optimal cutting speed based on the type of material and work
- High-powered motor ensures high draw strength while also boasting smooth and quiet operation and long service life
- Extraction channels integrated in the saw table ensure sawdust is removed efficiently for perfectly clean working conditions
- For demanding straight and shaped cuts in solid wood, wood-based board materials, plastics, non-ferrous metals, aluminium profiles and steel sheets

## USE SPECIFICATIONS

 SOFT Softwood Structural timber	 Kitchen top	 NIROSTA STAINLESS INOX Stainless steel	 Straight cut
 HARD Hardwood	 Laminate	 Cu Ni Ms Zn Al Non-ferrous metals Aluminium	 Curved cut
 Multiplex Glued timber	 Plastic	 Steel piping	 Extra long blade
 Plywood	 Reinforced plastic Epoxy resin	 Open profile	 SPEED Quick cut
 MDF MDF	 Steel	 Wood and/ with nails	 Very smooth cut
 Laminate board	 Steel sheet	 Sandwich-structured composite	 Cut with burrs

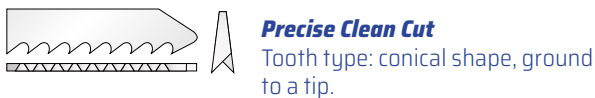
## MARKING



	<b>R</b> hrubý řez
	<b>MR</b> středně hrubý řez
	<b>F</b> jemný řez
	<b>SF</b> super jemný řez
	<b>C</b> křivky
	<b>P</b> pilový plátek s laserem perforovanými otvory
	<b>I</b> obrácený pilový zub

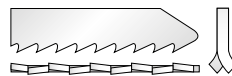
	<b>R</b> rough cut
	<b>MR</b> medium rough cut
	<b>F</b> fine cut
	<b>SF</b> super fine cut
	<b>C</b> curve
	<b>P</b> perforated saw blade
	<b>I</b> inverted tooth

## TYPE OF CUT



**Precise Clean Cut**  
Tooth type: conical shape, ground to a tip.

Saw blades for precise, clean cuts in wooden materials and plastics.



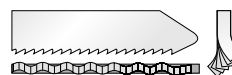
**Quick Rougher Cut**  
Tooth type: milled shape, spring-set.

Saw blades with a relatively rough cut and higher work rate in soft- and hardwood, plastic and non-ferrous metals.



**High-speed Cut**  
Tooth type: conical shape, spring-set.

Saw blades with a medium rough cut and high cutting speed in all types of wooden materials.



**Fine Clean Cut**  
Tooth type: finely milled shape, wavy.

Saw blades for fine, straight cuts in steel, aluminium, non-ferrous metals, plastics and sandwich-structured composites.

## MATERIAL


**CV** **Chromium Vanadium**  
High-alloy chromium-vanadium steel for work in soft materials, such as wood, wood-fibre boards and synthetic materials.

**BiM** **Bi-Metal HRC**  
Perfect combination of flexibility and durability. Combining HSS and cobalt creates a flexible steel structure that always returns to its original shape. The saw blade is extremely resistant to wear and has a long service life. For processing wood, hard plastics, metals and sandwich-structured composites.

OVERVIEW OF RECOMMENDED APPLICATIONS FOR SAW BLADES

Model	Length (mm)	Width (mm)	Thickness (mm)	Application 1	Application 2	Application 3	Application 4	Application 5	Application 6	Application 7	Application 8	Application 9	Application 10	Application 11	Application 12	Application 13	Application 14	Application 15	Application 16	Application 17	Application 18	Application 19	Application 20	Application 21	Application 22	Application 23	Application 24	Application 25	Application 26	Application 27	Application 28	Application 29	Application 30		
11018 MR	3-100																																		
11016 F	1,2-6																																		
5012 SF	1-3																																		
7512 F	1,5-10																																		
11012 SF	3-80																																		
18014 SF	2-180																																		
9025 F	3-65																																		
9522 F	3-80																																		
7525 FC	4-30																																		
9522 FC	3-40																																		
5519 SF	1,5-5																																		
7525 SFI	3-30																																		
7525 FP	4-30																																		
752 FP	4-60																																		
1102 SF	3-100																																		
752 SF	3-60																																		
5013 SFC	2-20																																		
752 SFC	3-60																																		
903 F	10-65																																		
11025 F	4-100																																		
7525 F	3-30																																		
7525 SF	3-60																																		
754 MRC	5-50																																		
754 MR	5-50																																		
1304 MR	5-120																																		
2304 MR	5-200																																		
1102 MR	4-100																																		
753 RC	5-60																																		
754 R	6-60																																		
753 R	4-50																																		

Application Specifications



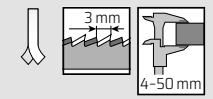
PROFI  
SUPERPROFI

## SAW BLADE

SBN 753 R **TOP**



Use	softwood, structural timber, multiplex, MDF, chipboard, blockboard, wood-fibre boards
Specification	quick, rougher cut
Pack contents	3 pcs



Ord. number: 65 404 394

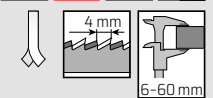
A = 3 mm B = 75 mm C = 100 mm D = 1.25 mm E = 8 mm

## SAW BLADE

SBN 754 R



Use	softwood, structural timber, multiplex, MDF, chipboard, blockboard, wood-fibre boards
Specification	quick, rougher cut
Pack contents	3 pcs



Ord. number: 65 404 395

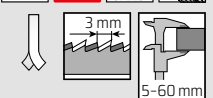
A = 4 mm B = 75 mm C = 100 mm D = 1.25 mm E = 8 mm

## SAW BLADE

SBN 753 RC



Use	softwood, structural timber, multiplex, MDF, chipboard, blockboard, wood-fibre boards, plastic
Specification	quick, rougher, curved cut
Pack contents	3 pcs



Ord. number: 65 404 398

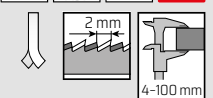
A = 3 mm B = 75 mm C = 100 mm D = 1.25 mm E = 8 mm

## SAW BLADE

SBN 1102 MR



Use	softwood, structural timber, plywood, chipboard, blockboard, wood-fibre boards, multiplex, MDF, plastic
Specification	medium rough, straight cut, extra long blade
Pack contents	3 pcs



Ord. number: 65 404 396

A = 2 mm B = 110 mm C = 132 mm D = 1.25 mm E = 8 mm

## SAW BLADE

SBN 2304 MR **TOP**



Use	softwood, thick structural timber, plywood, multiplex, wood-fibre boards, MDF
Specification	precise, medium rough, straight cut, extra long blade. Sharply ground teeth on an alloyed blade enable cuts into wood up to 200 mm thick
Pack contents	2 pcs



Ord. number: 65 404 397

A = 4 mm B = 230 mm C = 250 mm D = 1.7 mm E = 8 mm

A - tooth pitch, B - work length C - total length D - thickness E - width

## SAW BLADE

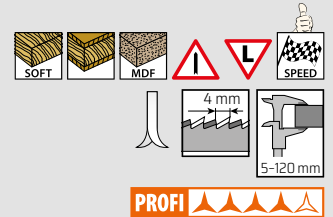
SBN 1304 MR



Use	softwood, structural timber, multiplex, chipboard, blockboard, wood-fibre boards, MDF
Specification	quick, medium rough, straight cut, long blade
Pack contents	2 pcs


Ord. number: 65 404 400

A = 4 mm B = 120 mm C = 150 mm D = 1.25 mm E = 8 mm



## SAW BLADE

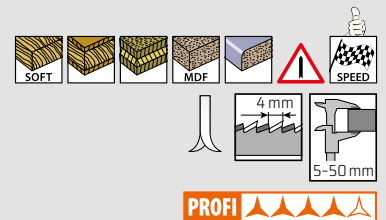
SBN 754 MR



Use	softwood, structural timber, multiplex, chipboard, plywood, blockboard, wood-fibre boards, MDF, kitchen tops
Specification	very quick, medium rough, straight cut
Pack contents	3 pcs

Ord. number: 65 404 399

A = 4 mm B = 75 mm C = 100 mm D = 1.25 mm E = 8 mm



## SAW BLADE

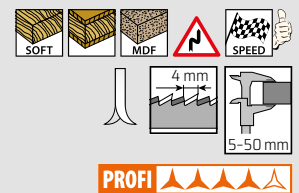
SBN 754 MRC



Use	softwood, multiplex, chipboard, blockboard, plywood, wood-fibre boards, MDF
Specification	very quick, medium rough cut, specialised on curves
Pack contents	3 pcs

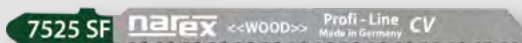
Ord. number: 65 404 401

A = 4 mm B = 75 mm C = 100 mm D = 1.25 mm E = 8 mm



## SAW BLADE

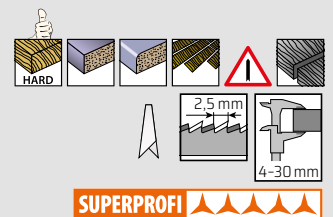
SBN 7525 SF **TOP**



Use	soft and hard wood, locust wood, chipboard, blockboard, wood-fibre boards, MDF, kitchen countertops, laminate, fibreglass, composite material
Specification	precise, clean, straight cut
Pack contents	3 pcs

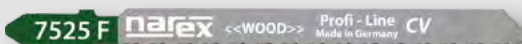
Ord. number: 65 404 416

A = 2.5 mm B = 75 mm C = 100 mm D = 1.27 mm E = 8 mm



## SAW BLADE

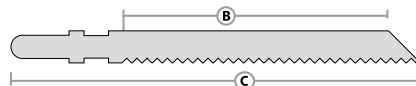
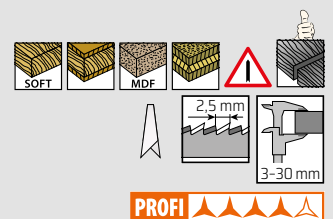
SBN 7525 F



Use	softwood, structural timber, multiplex, plywood, MDF, chipboard, blockboard, wood-fibre boards
Specification	very clean, straight cut
Pack contents	3 pcs

Ord. number: 65 404 402

A = 2.5 mm B = 75 mm C = 100 mm D = 1.45 mm E = 8 mm

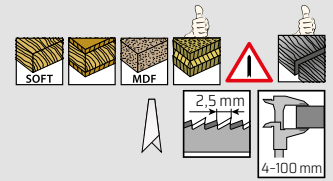


## SAW BLADE

SBN 11025 F



Use	softwood, structural timber, multiplex, plywood, MDF, chipboard, blockboard, wood-fibre boards
Specification	very clean, straight cut, long blade
Pack contents	3 pcs




Ord. number: 65 404 403

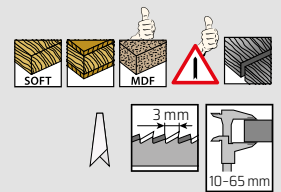
A = 2.5 mm B = 110 mm C = 132 mm D = 1.45 mm E = 8 mm

## SAW BLADE

SBN 903 F



Use	soft- and hardwood, structural timber, multiplex, plywood, MDF, chipboard, blockboard, wood-fibre boards, plastics
Specification	very clean, straight cut
Pack contents	3 pcs



Ord. number: 65 404 408

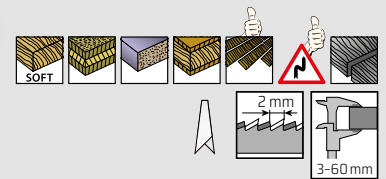
A = 3 mm B = 90 mm C = 115 mm D = 1.45 mm E = 8 mm

## SAW BLADE

SBN 752 SFC **TOP**



Use	softwood, laminate, multiplex, chipboard, blockboard, plywood, wood-fibre boards, MDF
Specification	very clean cut without burrs on either side of the material, designed specifically for curves
Pack contents	3 pcs



Ord. number: 65 404 415

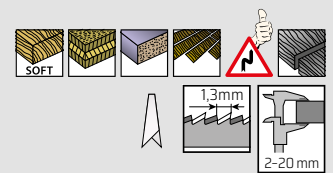
A = 2 mm B = 75 mm C = 100 mm D = 2 mm E = 8 mm

## SAW BLADE

SBN 5013 SFC



Use	softwood, plywood, laminated board, laminate, wood-fibre boards
Specification	very thin saw blade for extremely fine and clean cuts, designed specifically for curves
Pack contents	3 pcs




Ord. number: 65 404 410

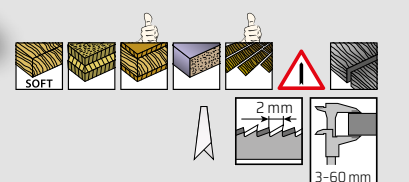
A = 1.3 mm B = 50 mm C = 75 mm D = 1.25 mm E = 8 mm

## SAW BLADE

SBN 752 SF



Use	softwood, plywood, blockboard, MDF, laminated board, laminate, wood-fibre boards
Specification	precise, clean cut without splintering on either side of the material
Pack contents	3 pcs



Ord. number: 65 404 409

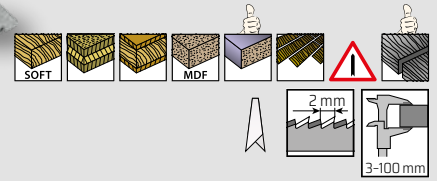
A = 2 mm B = 75 mm C = 100 mm D = 1.45 mm E = 8 mm

A - tooth pitch, B - work length C - total length D - thickness E - width



## SAW BLADE

SBN 1102 SF



Use	softwood, plywood, blockboard, MDF, laminated board, wood-fibre boards
Specification	chipless, clean cuts on both sides of the material, long blade
Pack contents	3 pcs

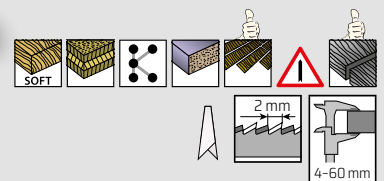
PROFI ▲▲▲▲▲

Ord. number: 65 404 407

A = 2 mm B = 110 mm C = 132 mm D = 1.45 mm E = 8 mm

## SAW BLADE

SBN 752 FP **TOP**



Use	soft- and hardwood, structural timber, multiplex, plywood, MDF, chipboard, blockboard, wood-fibre boards, plastic
Specification	very clean cuts without splinters on either side of the material. The patented perforated saw blade diffuses heat created by friction. The structure of the saw blade is fitted with parallel holes designed to conduct heat while simultaneously improving air flow for better cooling of the saw blade. The neutral geometry of the teeth guides the cut forward and down with every move, while the parallelly-shaped body of the blade ensures a perfectly straight cut.
Pack contents	3 pcs

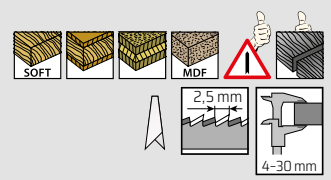
SUPERPROFI ▲▲▲▲▲

Ord. number: 65 404 405

A = 2 mm B = 75 mm C = 100 mm D = 1.45 mm E = 8 mm C<sub>v</sub>

## SAW BLADE

SBN 7525 FP



Use	soft- and hardwood, structural timber, multiplex, plywood, MDF, chipboard, blockboard, wood-fibre boards
Specification	very clean cuts without splinters on either side of the material. Patented perforated saw blade diffuses heat created by friction. The structure of the saw blade is fitted with parallel holes designed to conduct heat while simultaneously improving air flow for better cooling of the saw blade. The neutral geometry of the teeth guides the cut forward and down with every move, while the parallelly-shaped body of the blade ensures a perfectly straight cut.
Pack contents	3 pcs

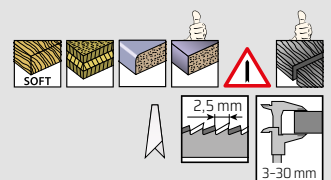

SUPERPROFI ▲▲▲▲▲

Ord. number: 65 404 404

A = 2.5 mm B = 75 mm C = 100 mm D = 1.45 mm E = 8 mm C<sub>v</sub>

## SAW BLADE

SBN 7525 SFI

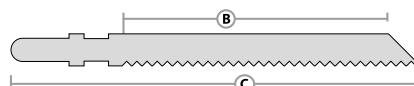



Use	softwood, structural timber, plywood, laminated boards, kitchen tops
Specification	very clean, straight cut without burrs. Saw blade with inverted teeth
Pack contents	3 pcs

PROFI ▲▲▲▲▲

Ord. number: 65 404 406

A = 2.5 mm B = 75 mm C = 100 mm D = 1.45 mm E = 8 mm

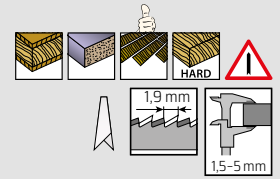


## SAW BLADE

SBN 5519 SF



Use	<b>laminated boards, laminate, hard- and softwood, multiplex, plywood</b>
Specification	<b>very clean, straight cut without burrs. Saw blade with inverted teeth</b>
Pack contents	<b>3 pcs</b>



**SUPERPROFI** ▲▲▲▲▲

Ord. number: 65 404 417

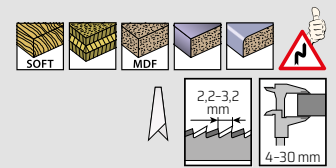
A = 1.9 mm B = 55 mm C = 80 mm D = 1.27 mm E = 8 mm

## SAW BLADE

SBN 9522 FC **TOP**



Use	<b>softwood, plywood, multiplex, glued wood, MDF, laminated board, laminate, kitchen top</b>
Specification	<b>special double-sided saw blade for extreme curves; quick and clean cut in materials with a variety of thicknesses</b>
Pack contents	<b>3 pcs</b>



**SUPERPROFI** ▲▲▲▲▲

Ord. number: 65 404 413

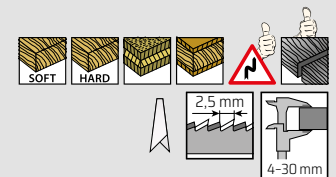
A = 2.2-3.2 mm B = 95 mm C = 115 mm D = 1.45 mm E = 8 mm

## SAW BLADE

SBN 7525 FC



Use	<b>soft- and hardwood, plywood, multiplex, glued wood, MDF, laminated board</b>
Specification	<b>double-sided saw blade for perfect curves, very clean cut</b>
Pack contents	<b>2 pcs</b>



**SUPERPROFI** ▲▲▲▲▲

Ord. number: 65 404 414

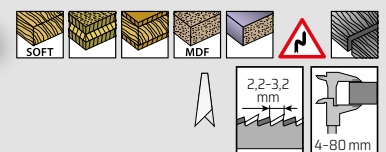
A = 2.5 mm B = 75 mm C = 100 mm D = 1.45 mm E = 8 mm

## SAW BLADE

SBN 9522 F



Use	<b>softwood, structural timber, plywood, multiplex, glued wood, MDF, laminated board</b>
Specification	<b>universal saw blade for straight and clean cuts in both thick and thin materials</b>
Pack contents	<b>3 pcs</b>



**SUPERPROFI** ▲▲▲▲▲

Ord. number: 65 404 412

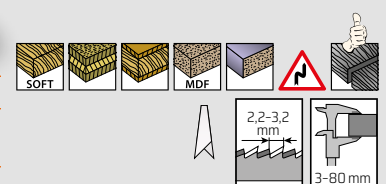
A = 2.2-3.2 mm B = 95 mm C = 115 mm D = 1.45 mm E = 8 mm

## SAW BLADE

SBN 9025 F



Use	<b>softwood, structural timber, plywood, multiplex, glued wood, laminate, MDF, laminated board</b>
Specification	<b>progressive saw blade with three-edged teeth for extra clean cuts in both thick and thin materials</b>
Pack contents	<b>3 pcs</b>



**SUPERPROFI** ▲▲▲▲▲

Ord. number: 65 404 411

A = 2.2-3.2 mm B = 90 mm C = 115 mm D = 1.45 mm E = 8 mm

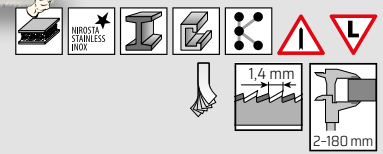
A - tooth pitch, B - work length C - total length D - thickness E - width

## SAW BLADE

SBN 18014 SF **TOP**



Use	steel sheets, steel pipes and open profiles, stainless steel, non-ferrous metals, reinforced plastics, sandwich-structured composites
Specification	very clean, straight cut, extra long blade
Pack contents	2 pcs




**SUPERPROFI** ▲▲▲▲▲

Ord. number: 65 404 421

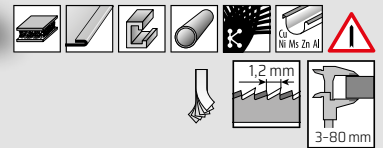
A = 1.4 mm B = 180 mm C = 200 mm D = 1.27 mm E = 8 mm

## SAW BLADE

SBN 11012 SF



Use	steel sheets, steel pipes and open profiles, stainless steel, non-ferrous metals, reinforced plastics, epoxy and sandwich-structured composites
Specification	clean, straight cut, long blade
Pack contents	3 pcs



**SUPERPROFI** ▲▲▲▲▲

Ord. number: 65 404 419

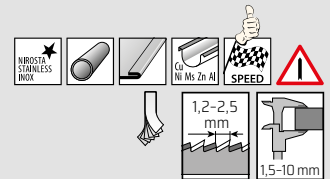
A = 1.2 mm B = 110 mm C = 132 mm D = 1 mm E = 8 mm

## SAW BLADE

SBN 7512 F



Use	steel sheets, steel pipes, stainless steel, non-ferrous metals
Specification	progressive saw blade for quick straight cuts in materials of various thicknesses
Pack contents	3 pcs




**SUPERPROFI** ▲▲▲▲▲

Ord. number: 65 404 420

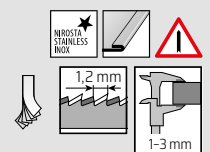
A = 1.2-2.5 mm B = 75 mm C = 100 mm D = 1 mm E = 8 mm

## SAW BLADE

SBN 5012 SF



Use	steel sheets, stainless steel, non-ferrous metals
Specification	clean, straight cuts
Pack contents	3 pcs



**SUPERPROFI** ▲▲▲▲▲

Ord. number: 65 404 418

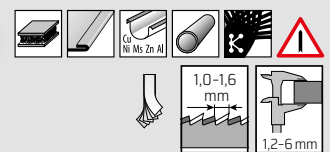
A = 1.2 mm B = 50 mm C = 75 mm D = 1 mm E = 8 mm

## SAW BLADE

SBN 11016 F



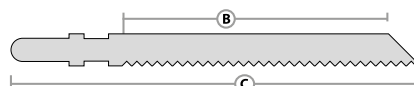

Use	sandwich-structured composites, stainless steel, steel sheets, steel pipes, non-ferrous metals, reinforced plastics
Specification	variable tooth pitch for all types of metals, straight and very clean cuts
Pack contents	3 pcs



**SUPERPROFI** ▲▲▲▲▲

Ord. number: 65 404 423

A = 1.0-1.6 mm B = 110 mm C = 132 mm D = 1 mm E = 8 mm

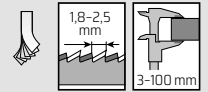


## SAW BLADE

SBN 11018 MR **TOP**



Use	sandwich-structured composites, soft- and hardwood, structural timber, wood with nails, stainless steel, steel sheets, non-ferrous metals
Specification	flexible and variable saw blade with alternating tooth spacing and guaranteed universal cut for a variety of wooden and metal materials; medium rough, straight cut, long blade
Pack contents	3 pcs



**SUPERPROFI** ▲▲▲▲▲

Ord. number: 65 404 422


A = 1,8–2,5 mm B = 110 mm C = 132 mm D = 1,27 mm E = 8 mm

## COMBINED SET OF PROFESSIONAL SAW BLADES

SET SBN 5

**SUPERPROFI** ▲▲▲▲▲

SBN 5012 SF	steel sheets, stainless steel, non-ferrous metals, clean straight cuts
SBN 7525 F	softwood, structural timber, plywood, MDF, chipboard, blockboard, very clean straight cut
SBN 752 FP	soft- and hardwood, structural timber, plywood, MDF, blockboard, wood-fibre boards, chipless clean cuts
SBN 11018 MR	soft- and hardwood, sandwich-structured composites, wood with nails, stainless steel, steel sheets, non-ferrous metals, medium rough, straight cut, long blade
SBN 9522 FC	softwood, plywood, multiplex, glued wood, MDF, laminate, special double-sided saw blade for extreme curves, quick and clean cuts



Ord. number: 65 404 426

## ACCESSORIES FOR EPL 12-7 BE



Name	Type	Ord. number
<b>Insert against fraying of the material</b>	SG-EPL 12; 5 pcs per pack; for EPL 12-7 BE	65 409 995
<b>Guard against loose splinters</b>	PS-EPL 12 for EPL 12-7 BE	65 404 761
<b>Extraction adapter</b>	OA-EPL 12 for EPL 12-7 BE	65 409 994
<b>Steel base plate insert</b>	SM-EPL 12 for EPL 12-7 BE	65 409 998
<b>Plastic base plate insert</b>	SP-EPL 12 for EPL 12-7 BE	65 409 999



**FAST  
FIX**

**makita**  
EPL 12-7 BE



## TWO-HANDED SABRE SAW

### EPO 150

Rated input power	<b>800 W</b>
Stroke speed	<b>0-2,500 /min</b>
Stroke length	<b>22 mm</b>
Max. cutting depth	
- steel	<b>6 mm</b>
- wood	<b>150 mm</b>
Weight	<b>2.6 kg</b>

#### DELIVERY INCLUDES

Basic EPO 150 machine (65 406 030), hex key, cardboard box

Ord. number: 65 406 029

- ▶ Compact design for ease of use without strain
- ▶ Adjustable main handle can be locked in five positions, allowing the machine to be used in any working position
- ▶ FastFix quick-release system on the spindle allows quick and easy changing of the saw blade
- ▶ Speed regulation in the activator switch allows adapting cutting speed to the material
- ▶ Depth of cut of up to 150 mm in wood
- ▶ Rubberised rear handle and front section of the machine - adhesive surface ensures a secure and firm grip in any working position
- ▶ 4 m rubber cable for high flexibility of use



 LED chip | 
  4 m | 
  FAST FIX | 
  el. speed regulation

## POWERFUL SABRE SAW

### EPO 210

Rated input power	<b>1,200 W</b>
Stroke speed	<b>0-2,800 /min</b>
Stroke length	<b>28 mm</b>
Max. cutting depth	
- steel	<b>10 mm</b>
- wood	<b>210 mm</b>
Weight	<b>3.6 kg</b>

#### DELIVERY INCLUDES

Basic EPO 210 machine (65 406 032), cardboard box

Ord. number: 65 406 031


- ▶ Powerful 1,200 W motor provides high cutting power
- ▶ Four pendulum action levels for rapid penetration through material, or for higher accuracy
- ▶ FastFix quick-release lever system allows quick and easy changing of the saw blade
- ▶ Tool-free adjustment of the support into four working positions improves safety and ensures even wear on the saw blade
- ▶ Speed regulation allows for adapting cutting speed to the material
- ▶ Depth of cut of up to 210 mm in wood
- ▶ Rubberised rear handle and front section of the machine - adhesive surface ensures a secure and firm grip in any working position
- ▶ Autonomous LED work light facilitates use in poor lighting conditions
- ▶ 4 m rubber cable for high flexibility of use

## SAW BLADE

RBN 1342 R



Use	wood, glued wood, MDF, plywood, kitchen countertops, plastic
Specification	quick, rougher cut, ability to cut curves
Material	CrV
Pack contents	2 pcs



Ord. number: 65 405 879

A = 4.2 mm B = 130 mm C = 150 mm D = 1.20 mm E = 19 mm

6-100 mm

## SAW BLADE

RBN 2142 R



Use	wood and/with nails, demolition, reinforced plastic, MDF
Specification	quick, rougher cut, long blade
Material	Bi-Metal (8% Cobalt)
Pack contents	2 pcs



Ord. number: 65 405 880

A = 4.2 mm B = 210 mm C = 230 mm D = 1.27 mm E = 19 mm

6-175 mm

## SAW BLADE

RBN 1818 MR VARIO



Use	wood and/with nails, steel pipe, closed profile, steel, pallet
Specification	precise, straight cut, medium rough, variable pitch, precise angle
Material	Bi-Metal (8% Cobalt)
Pack contents	2 pcs



Ord. number: 65 405 881

A = 1.8-2.5 mm B = 180 mm C = 200 mm D = 1.27 mm E = 19 mm

3-12 mm

## SAW BLADE

RBN 2118 MR VARIO



Use	wood and/with nails, steel pipe, reinforced plastic, steel, pallet, non-ferrous metals/aluminium
Specification	precise, straight cut, medium rough, variable pitch, long blade
Material	Bi-Metal (8% Cobalt)
Pack contents	2 pcs



Ord. number: 65 405 882

A = 1.8-2.5 mm B = 210 mm C = 230 mm D = 0.90 mm E = 19 mm

3-12 mm

## SAW BLADE

RBN 1314 F



Use	stainless steel, steel, sheet steel, steel pipe, open profile, closed profile
Specification	precise and very clean cuts
Material	Bi-Metal (8% Cobalt)
Pack contents	2 pcs



Ord. number: 65 405 883

A = 1.4 mm B = 130 mm C = 150 mm D = 0.90 mm E = 19 mm

1.5-4 mm

A - tooth pitch, B - work length C - total length D - thickness E - width



## SAW BLADE

RBN 1318 UNI



Use	wood and/with nails, MDF, steel plate, steel pipe, closed profile
Specification	precise cut in metal or wood, double-sided blade
Material	Tri-Metal (8% Cobalt)
Pack contents	2 pcs

**SUPERPROFI** ▲▲▲▲▲



1,5-8 mm

**Ord. number: 65 405 878**

A = 1.8 mm B = 130 mm C = 150 mm D = 0.90 mm E = 19 mm F = 1.4 mm

## SAW BLADE

RBN 25413 R



Use	aerated concrete, brick
Specification	tungsten carbide teeth, rough cut
Material	HCS
Pack contents	1 pcs

**SUPERPROFI** ▲▲▲▲▲




<200 mm

**Ord. number: 65 406 311**

A = 13 mm B = 254 mm C = 325 mm D = 2.5 mm E = 50 mm

## SAW BLADE

RBN 19525 MR VARIO



Use	pallets, wood and/with nails
Specification	medium rough cut, variable pitch
Material	Bi-Metal (8% Cobalt)
Pack contents	2 pcs

**SUPERPROFI** ▲▲▲▲▲



30-100 mm

**Ord. number: 65 406 312**

A = 1.8-2.5 mm B = 195 mm C = 215 mm D = 0.90 mm E = 19 mm

## SAW BLADE

RBN 2165 R



Use	soft wood/structural timber, branches, firewood
Specification	quick rough cut, variable pitch
Material	CrV
Pack contents	2 pcs

**PROFI** ▲▲▲▲▲



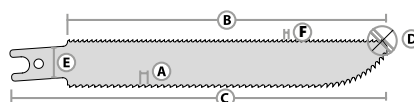
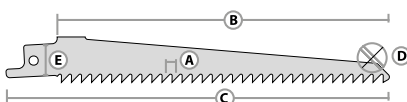
15-190 mm

**Ord. number: 65 406 313**

A = 5-6.5 mm B = 210 mm C = 240 mm D = 1.20 mm E = 19 mm

## Usage specifications

Soft wood Structural timber	Laminated board	Steel pipe	Non-ferrous metals Aluminium	Thickness of material	Firewood
Wood and/with nails	MDF	Open profile	Demolition work	Aerated concrete	Quick cut
Multiplex Glued wood	Curved cut	Plastic	Closed profile	Stonework/brick/ concrete blocks	
Plywood	Steel	Reinforced plastic Epoxide	Pallet	Tungsten carbide teeth	
Kitchen countertops	Steel sheet	Stainless steel	Precise angle	Branches	





**HAND-HELD CIRCULAR SAW**  
*EPK 18*

Rated power input	<b>1 400 W</b>
Idle speed	<b>5 000 rpm</b>
Cutting at angle	<b>0°-45°</b>
Cut depth	
at 90° angle	<b>0-60 mm</b>
at 45° angle	<b>0-45 mm</b>
Saw blade size	<b>185 × 20/2,0 mm</b>
Weight	<b>4.5 kg</b>

**DELIVERY INCLUDES**

Basic EPK 18 machine (65 406 043), 185 × 2.0/1.4 × 20 Z 24T saw blade (65 406 044), mounting flange (65 406 305), carrier flange (65 406 306), wrench (65 406 308), horizontal stop (65 406 307), extraction adapter (65 406 309), cardboard box

**Ord. number: 65 406 042**

- ▶ Modern and practical design focused on easy and comfortable control
- ▶ Powerful 1,400 W motor maintains the desired speed even at high load
- ▶ Stable guide shoe made of aluminium alloy for precise seating of the saw on the cut material
- ▶ Robust aluminium-alloy body of the gearbox and of the guards to increase work safety
- ▶ Saw tilting allows cutting at 0° to 45° angle
- ▶ Can be connected to a dust extractor for increased comfort and cleanliness (e.g. when working indoors)
- ▶ Composite motor case with ergonomic rubberised handles facilitates guiding the machine
- ▶ Auto-disconnecting carbon brushes prevent rotor damage
- ▶ Removable guard for quick and easy brush replacement
- ▶ 4 m rubber cable for high flexibility of use
- ▶ Thin saw blade reduces load on the machine and increases cutting efficiency



**HAND-HELD CIRCULAR SAW**  
*EPK 16 D*

Rated power input	<b>1 100 W</b>
Idle speed	<b>4 700 rpm</b>
Cut depth	
at 90° angle	<b>0-55 mm</b>
at 45° angle	<b>0-38 mm</b>
Cutting at angle	<b>0°-45°</b>
Saw blade size	<b>160 x 20/2.2 mm</b>
Weight	<b>3.4 kg</b>

**DELIVERY INCLUDES**

Saw blade (00 647 503), guide (66 592 725), fastening nut wrench (00 592 703), hex key 5, cardboard box

**Ord. number: 00 624 741**

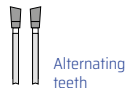
- ▶ For straight cuts in solid wood, board materials (DTD, MDF, OSB, plywood, blockboard, etc.), plastic materials and aluminium profiles
- ▶ Powerful motor maintains the desired speed even at a high load
- ▶ Easy handling thanks to compact body and modern functional design
- ▶ Stable guide plate made of aluminium alloy for precisely fitting the saw onto the material being cut
- ▶ Robust aluminium-alloy design of the gearbox and of the guards to increase work safety
- ▶ The saw can be tilted by up to 45° for cutting at an angle
- ▶ Option for connecting the circular saw directly to a vacuum cleaner (for instance when working in interiors)
- ▶ Option for connecting the saw via an adapter to the guide plate for a perfect and precise cut

## LONG SERVICE LIFE AND HIGH PERFORMANCE



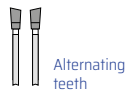
### Standard

Universal disc with 18 alternating teeth for work in soft and hard solid wood.



### Shark

Disc containing 36 alternating teeth designed for processing solid wood and chipboard and wood-fibre boards.



### Super Cut

Disc containing 48 alternating teeth, excellent for delicate and precise work. Widest range of uses.



### Special Alu

Special disc with 52 trapezoidal and flat teeth designed primarily for aluminium.



### Sprinter

Disc particularly suited to longitudinal cuts. Guarantees a quick cut with less force required thanks to 12 alternating teeth and a large space for sawdust extraction.



### Gladiator

Disc containing 14 trapezoidal teeth, can withstand rougher and harder use, including cutting nails and concrete remains.



## SAW BLADES

Name	Technical parameters	Ord. number
<b>Standard</b>	HW dia. 160 × 2.2 × dia. 20; 18 WZ 18 alternating teeth of cemented carbide - wood, chipboard and wood-fibre boards, plasterboard	00 647 478
<b>Shark</b>	HW dia. 160 × 2.2 × dia. 20; 36 WZ 36 alternating teeth of cemented carbide - wood, chipboard, plywood	00 614 112
<b>Super Cut</b>	HW dia. 160 × 2.2 × dia. 20; 48 WZ 48 alternating teeth of cemented carbide - wood, laminated and veneered chipboard	00 647 479
<b>Special Alu</b>	HW dia. 160 × 2.2 × dia. 20; 52 TFZ 52 trapezoidal/straight teeth of cemented carbide - aluminium, laminated and veneered chipboard	00 647 477
<b>Sprinter</b>	HW dia. 160 × 2.2 × dia. 20; 12 WZ 12 alternating teeth of cemented carbide - quick longitudinal cuts in solid wood	00 647 503
<b>Gladiator</b>	HW dia. 160 × 2.2 × dia. 20; 14 TR 14 trapezoidal teeth of cemented carbide - wood with nails and concrete	00 647 504

## ACCESSORIES

Name	Type	Use	Ord. number
<b>Guide</b>		for precise cut guidance, for EPK 16	66 592 725
<b>Adapter for guide bar</b>	AD-GR	for connecting the EPK 16 onto a guide bar	00 647 664
<b>Guide bar</b>	GR 750	length 750 mm, for precise cuts	00 647 673
	GR 1500	length 1 500 mm, for long precise cuts	00 647 674
<b>Coupling</b>	CN-GR	for connecting guide bars	00 647 675
<b>Clamp</b>	CL 120-GR	for fastening guide bars onto the material being cut	65 403 891





narex  
EPK 18

# CIRCULAR SAW BLADES FOR WOOD / 185 × 1.6/1.0 × 20

## CIRCULAR SAW BLADE

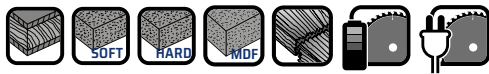
185 × 1.6/1.0 × 20 Z24T



Use	multiplex, soft wood, hard wood, MDF
Specifications	quick, rougher cut with burr
Outer diameter	185 mm
Tooth width/body thickness	1.6/1.0 mm
Tooth material	Tungsten carbide
Number of teeth	24
Type	Alternating teeth

Ord. number: 65 405 831

**SUPERPROFI** ▲▲▲▲



## CIRCULAR SAW BLADE

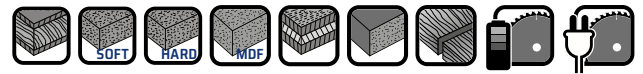
185 × 1.6/1.0 × 20 Z36T



Use	multiplex, soft wood, hard wood, MDF, plywood, laminated board
Specifications	very smooth cut
Outer diameter	185 mm
Tooth width/body thickness	1.6/1.0 mm
Tooth material	tungsten carbide
Number of teeth	36
Type	Alternating teeth

Ord. number: 65 405 832

**SUPERPROFI** ▲▲▲▲



## CIRCULAR SAW BLADE

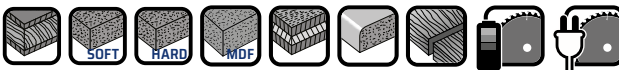
185 × 1.6/1.0 × 20 Z48T



Use	multiplex, soft wood, hard wood, MDF, plywood, kitchen countertops
Specifications	very smooth cut
Outer diameter	185 mm
Tooth width/body thickness	1.6/1.0 mm
Tooth material	tungsten carbide
Number of teeth	48
Type	Alternating teeth

Ord. number: 65 405 833

**SUPERPROFI** ▲▲▲▲



# CIRCULAR SAW BLADES FOR WOOD / 185 × 2.0/1.4 × 20

## CIRCULAR SAW BLADE

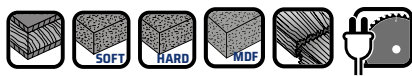
185 × 2.0/1.4 × 20 Z24T



Use	<b>multiplex, soft wood, hard wood, MDF</b>
Specifications	<b>quick, rougher cut with burr</b>
Outer diameter	<b>185 mm</b>
Tooth width/body thickness	<b>2.0/1.4 mm</b>
Tooth material	<b>Tungsten carbide</b>
Number of teeth	<b>24</b>
Type	<b>Alternating teeth</b>

Ord. number: 65 406 044

**SUPERPROFI** ▲▲▲▲



## CIRCULAR SAW BLADE

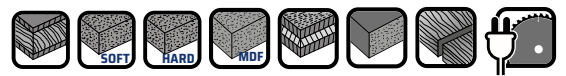
185 × 2.0/1.4 × 20 Z36T



Use	<b>multiplex, soft wood, hard wood, MDF, plywood, laminated board</b>
Specifications	<b>very smooth cut</b>
Outer diameter	<b>185 mm</b>
Tooth width/body thickness	<b>2.0/1.4 mm</b>
Tooth material	<b>tungsten carbide</b>
Number of teeth	<b>36</b>
Type	<b>Alternating teeth</b>

Ord. number: 65 406 046

**SUPERPROFI** ▲▲▲▲



## CIRCULAR SAW BLADE


185 × 2.0/1.4 × 20 Z48T



Use	<b>multiplex, soft wood, hard wood, MDF, plywood, kitchen countertops</b>
Specifications	<b>very smooth cut</b>
Outer diameter	<b>185 mm</b>
Tooth width/body thickness	<b>2.0/1.4 mm</b>
Tooth material	<b>tungsten carbide</b>
Number of teeth	<b>48</b>
Type	<b>Alternating teeth</b>

Ord. number: 65 406 047

**SUPERPROFI** ▲▲▲▲



## Usage specifications

Soft wood Structural timber	Laminated board	Open profile	Demolition work	Cut with fraying
Hard wood	MDF	Laminate	Closed profile	Very smooth cut
Wood and/with nails	Curved cut	Plastic	Pallet	Cordless circular saw
Multiplex Glued wood	Steel	Reinforced plastic Epoxide	Precise angle	Circular saw
Plywood	Steel sheet	Stainless steel	Thickness of material	
Kitchen countertops	Steel pipe	Non-ferrous metals Aluminium		

## CHAINSAW / NIMBLE FOR EVERYDAY USE



### **Oil tank**

The oil tank has a capacity of 210 ml and is closed off by an ergonomic cap with a safety cord to protect against misplacement. Checking oil is made easy using a simple oil gauge located on the side of the saw.



### **SoftGrip handle**

Rear handle with a special anti-slip SoftGrip layer for ideal and comfortable grip during extended use.



### **Flexible power cord fixation system**

The chainsaw is fitted with a simple hook on the back of the handle to loop or release the extension cord. The cord is then protected against being unplugged accidentally.



### **Tool-free chain tensioning**

Simple chain tensioning using a manual wing clamping nut and a chain tensioning wheel.



### **Reinforced mounting of the gearbox**

Sturdy fitting of the gearbox improves torsional rigidity of the machine and extends the life of the entire transmission mechanism.



### **Metal transmission and rundown brake**

All-steel motor gearbox for effective transmission of force and long life.

Rundown brake which immediately stops the rotation of the chain to prevent injury to the user.

### **Chain safety brake**

In the event of kickback, the hand on the front handle activates the brake which immediately stops the chain. The mechanical brake thus ensures maximum safety in all situations.

### **Universal saw chain and guide bar**

The chain with round teeth is built to reduce the risk of kickback, minimise vibrations, and provide higher cutting comfort, a cleaner cut, and ease-of-use during sharpening.

Guide bar with laminated body and small nose radius and rotary sprocket helps reduce kickback during saw operation.



### **Powerful and efficient motor**

Compact 2,400 W motor with **SOFTSTART** control electronics for smooth run-up to work speed.



## CHAINSAW

### EPR 350-24

Rated input power	<b>2,400 W</b>
Guide bar length	<b>350 mm</b>
Chain speed	<b>14 m/s</b>
Saw chain	<b>OREGON 91-PX 053X</b>
Chain pitch	<b>3/8"</b>
Chain gauge	<b>1.3 mm</b>
Chain brake	<b>mechanical</b>
Rundown brake	<b>mechanical</b>
Chain lubrication	<b>AUTO</b>
Oil tank volume	<b>210 ml</b>
Chain tensioning system	<b>FastFix</b>
Weight without guide bar and chain	<b>4.5 kg</b>

#### DELIVERY INCLUDES

Basic EPR 350-24 machine (65 406 051), guide bar (65 405 265), chain (65 404 074), bar scabbard (65 404 819), cardboard box

**Ord. number: 65 406 050**

- ▶ Powerful 2,400 W motor for quick and efficient cutting in both soft and hard wood
- ▶ Restriction of start-up current **SOFTSTART** - for gradual run-up to work speed
- ▶ Rundown brake and kickback brake with function for immediate stopping of the saw chain
- ▶ Simple and quick FastFix tool-free chain tensioning thanks to a precise tensioning wheel and large wing nut
- ▶ Solid toothed stop for safely propping the saw against the cut material
- ▶ Rubberised, ergonomic rear handle comfortably fits the hand
- ▶ Arched side handle precisely aligned with the motor case to serve as crucial support for the saw during setting and cleaning
- ▶ Automatic chain lubrication extends the life of the guide bar and the chain



## CHAINSAW EPR 400-24

Rated input power	<b>2,400 W</b>
Guide bar length	<b>400 mm</b>
Chain speed	<b>14 m/s</b>
Saw chain	<b>OREGON 91-PX 057X</b>
Chain pitch	<b>3/8"</b>
Chain gauge	<b>1.3 mm</b>
Chain brake	<b>mechanical</b>
Rundown brake	<b>mechanical</b>
Chain lubrication	<b>AUTO</b>
Oil tank volume	<b>210 ml</b>
Chain tensioning system	<b>FastFix</b>
Weight without guide bar and chain	<b>4.5 kg</b>

### DELIVERY INCLUDES

Basic EPR 400-24 machine (65 406 053), guide bar (00 614 696), chain (00 614 697), bar scabbard (65 404 819), cardboard box

**Ord. number: 65 406 052**

- ▶ Powerful 2,400 W motor for quick and efficient cutting in both soft and hard wood
- ▶ Restriction of start-up current **SOFTSTART** - for gradual run-up to work speed
- ▶ Rundown brake and kickback brake with function for immediate stopping of the saw chain
- ▶ Simple and quick FastFix tool-free chain tensioning thanks to a precise tensioning wheel and large wing nut
- ▶ Solid toothed stop for safely propping the saw against the cut material
- ▶ Rubberised, ergonomic rear handle comfortably fits the hand
- ▶ Arched side handle precisely aligned with the motor case to serve as crucial support for the saw during setting and cleaning
- ▶ Automatic chain lubrication extends the life of the guide bar and the chain




**makita**  
EPR 350-24

**DOUBLE GUARD 91**

LOW KICKBACK

## ACCESSORIES FOR CHAIN SAWS

Name	Technical parameters	Ord. number
<b>Bar cover</b>	PC-EPR 45 material - stable plastic, length 45 cm (option for individual shortening)	65 404 819
<b>Guide rail</b>	Guide rail GB-EPR 30 (working length 300 mm/total length 354 mm)	65 406 328
	Guide rail GB-EPR 35 (working length 350 mm/total length 416 mm)	65 406 329
	Guide rail GB-EPR 40 (working length 400 mm/total length 459 mm)	65 406 330
<b>Saw chains</b>	SC 45DL 3/8" LP 1.3 45 segments, 3/8" pitch, 1.3 mm chain gauge	65 406 331
	SC 52DL 3/8" LP 1.3 52 segments, 3/8" pitch, 1.3 mm chain gauge	65 406 332
	SC 53DL 3/8" LP 1.3 53 segments, 3/8" pitch, 1.3 mm chain gauge	65 406 333
	SC 57DL 3/8" LP 1.3 57 segments, 3/8" pitch, 1.3 mm chain gauge	65 406 334
	SC 58DL 3/8" LP 1.3 58 segments, 3/8" pitch, 1.3 mm chain gauge	65 406 335
<b>SET SK4 - saw chain sharpening kit</b>	Round file with 4 mm diameter and wooden handle. File guide to maintain correct sharpening angle.	65 406 058
	Flat file with a wooden handle, for upkeep of the depth stop. Gauge for upkeep of the depth stop + guide bar groove cleaner	
<b>FK D4 - round file</b>	Round file with 4 mm diameter (3 pcs)	65 406 056
<b>HF D4 - handle</b>	Wooden file handle	65 406 057
<b>Biological oil for total-loss lubrication of the chain and bar</b>	Narex CO 1 l; modified vegetable oil, biodegradable, with additives; 1 litre	65 403 576
<b>Chainsaw bag</b>	CHB 900	65 405 487



- ▶ Guide bar with laminated body and guide sprocket
- ▶ Higher resistance - lower weight - outstanding performance



- ▶ Chains with round teeth bring higher cutting comfort, a cleaner cut, and slower dulling of the edge

**NAREX guide bars and saw chains are suitable for all NAREX electric chainsaw models according to the conversion table below:**

		Saw chain				Guide bar								
Ord. number	Type					Ord. number	Type		EPR XX-20	EPR XX-24 A	EPR XX-25	EPR XX-25 HS	EPR XX-23	EPR XXX-24
65 406 331	SC 45DL 3/8" LP 1.3	45	300 mm	3/8"	1.3 mm	65 406 328	GB-EPR 30	1.3 mm	✓	✓	✓	✗	✗	✓
65 406 332	SC 52DL 3/8" LP 1.3	52	350 mm	3/8"	1.3 mm	65 406 329	GB-EPR 35	1.3 mm	✓	✓	✓	✗	✗	✓
65 406 333	SC 53DL 3/8" LP 1.3	53	350 mm	3/8"	1.3 mm	65 406 329	GB-EPR 35	1.3 mm	✓	✓	✓	✓	✓	✓
65 406 334	SC 57DL 3/8" LP 1.3	57	400 mm	3/8"	1.3 mm	65 406 330	GB-EPR 40	1.3 mm	✓	✓	✓	✗	✓	✓
65 406 335	SC 58DL 3/8" LP 1.3	58	400 mm	3/8"	1.3 mm	65 406 330	GB-EPR 40	1.3 mm	✓	✓	✓	✓	✗	✓



## VACUUM CLEANERS

- NAREX universal vacuum cleaners are suitable for dry and wet vacuuming. Easily handle common construction and workshop dirt which they collect into a filter bag or directly into the vacuum cleaner's container.
- Thanks to their high and uncompromising suction power, they can handle dirt up to sizes equal to the interior diameter of the accessories. High-quality filtration system ensures efficient filtration of the outgoing air.
- Vacuum cleaners equipped with the Press & Clean system offer efficient and easy cleaning of a dust-clogged filter. After manual application of the Press & Clean system, the suction power and efficiency of the vacuum cleaner is restored back to optimal values.
- Automatic filter cleaning system Auto Clean ensures constant high suction power without the need for the operator to intervene. The cleaning cycle is performed repeatedly every 30 seconds and the user can thus continue their work without interruption. Suction efficiency remains constantly high.
- Thanks to robust design and the use of high-quality materials, the vacuum cleaners can handle even high load and rough handling. Rounded shapes without unpleasant sharp edges and corners enable comfortable handling. The compact design of the vacuum cleaners makes transport much easier.



  
filter cleaning system

**VERSATILE VACUUM CLEANER**  
VYS 21-01

Rated power input	<b>1 000 W</b>
Max. air amount	<b>3 600 l/min</b>
Suction power	<b>21 000 Pa</b>
Container volume	<b>20 l</b>
Weight	<b>7.5 kg</b>

**DELIVERY INCLUDES**

1x suction hose, diameter 32 mm, length 3.5 m (65 403 725)  
 2x aluminium extension pipe (00 614 654)  
 1x universal nozzle (00 635 262)  
 1x crevice nozzle, length 200 mm (00 647 545)  
 1x brush nozzle, dia. 75 (00 647 546)  
 1x upholstery nozzle (00 647 547)  
 1x hook on cable (65 403 877)  
 1x textile filter bag (65 900 596)  
 1x PET filter cartridge (00 763 290)  
 cardboard box

**Ord. number: 65 403 607**

- ▶ Dry and wet vacuum cleaning
- ▶ Vacuum cleaning of standard construction and workshop dirt (dust, wood shavings and splinters, metal shavings, glass shards, etc.) into a filter bag or directly into a container
- ▶ Press&Clean system for quickly cleaning a clogged filter cartridge during use
- ▶ Polyethylene filter cartridge repels dust and can be washed with water
- ▶ Waste air outlet with option for connecting a suction hose for blowing dirt out of inaccessible places
- ▶ Light and compact body for easy transport

# VACUUM CLEANER / COMPACT AND POWERFUL FOR INSTALLATION WORK



 filter cleaning system / 
  el. speed regulation

## COMPACT VACUUM CLEANER

### VYS 25-21

Rated power input	<b>1 200 W</b>
Max. air amount	<b>3 700 l /min</b>
Suction power	<b>23 500 Pa</b>
Container volume	<b>25 l</b>
Max. power input of connected device	<b>2 400 W</b>
Weight	<b>9 kg</b>

#### DELIVERY INCLUDES

1x suction hose, diameter 32 mm, length 3.5 m (65 403 725)  
 2x aluminium extension pipe (00 614 654)  
 1x universal nozzle (00 635 262)  
 1x crevice nozzle, length 200 mm (00 647 545)  
 1x brush nozzle, dia. 75 (00 647 546)  
 1x upholstery nozzle (00 647 547)  
 1x adapter for connecting power tools (65 403 726)  
 1x compartment for tools (65 403 727)  
 1x cable sling (65 900 397)  
 1x textile filter bag (65 900 596)  
 1x PET filter cartridge (00 763 290)  
 cardboard box

**Ord. number: 65 403 609**

- ▶ Dry and wet vacuum cleaning
- ▶ Removal of standard construction and workshop dirt into a bag or directly into a container
- ▶ Press&Clean system for quickly cleaning the filter cartridge during use
- ▶ Polyethylene filter cartridge repels dust and can be washed with water
- ▶ Electronic suction power regulation
- ▶ Option for connecting vacuum power tools
- ▶ Waste air outlet with an option for connecting a suction hose for blowing dirt out of inaccessible places
- ▶ Built-in socket and automatic system with run-up and run-down delay
- ▶ Compact body with wheels for simple transport machine for increased load during industrial use



# INDUSTRIAL VACUUM CLEANER / WITH AUTOMATIC FILTER CLEANING



**AC** / **AS** /   
Auto Clean / antistatic / el. speed regulation

## INDUSTRIAL VACUUM CLEANER

### VYS 33-71 L

Rated power input	<b>1 250 W</b>
Max. air amount	<b>4 500 l /min</b>
Negative pressure	<b>25 000 Pa</b>
Container volume	<b>30 l</b>
Dust extraction class	<b>L</b>
Max. power input of connected device	<b>2 400 W</b>
Weight	<b>12 kg</b>

#### DELIVERY INCLUDES

1× suction hose, diameter 32 mm, length 3.5 m (65 403 725)  
2× aluminium extension pipe (00 614 654)  
1× universal nozzle (00 635 262)  
1× crevice nozzle, length 200 mm (00 647 545)  
1× brush nozzle, dia. 75 (00 647 546)  
1× adapter for connecting power tools (65 403 726)  
1× hose hook (65 900 669)  
1× textile filter bag (65 900 692)  
1× flat PET filter (65 900 690)  
cardboard box

**Ord. number: 65 404 591**

- ▶ Option for turning the automatic filter cleaning system on/off
- ▶ Remove dry and wet construction and workshop waste into a bag or directly into a container
- ▶ Washable PET filter cartridge with non-adhesive finish
- ▶ Replaceable secondary filter for the motor's air cooling
- ▶ Built-in socket for power tools
- ▶ Electronic suction power regulation
- ▶ Large wheels for easy handling, front wheels fitted with a brake
- ▶ Option for connecting antistatic accessories
- ▶ Auxiliary holders for easily storing accessories



### **DUST-FREE FILTER REPLACEMENT**

The filter is now fitted entirely outside the dust container. Changing and cleaning the filter no longer requires the motor section of the vacuum cleaner to be removed from the container. All the dust remains inside the container. The problem of finding a place to put the filter when emptying the container is also eliminated because the filter stays in the motor section of the vacuum cleaner.



### **MAXIMUM MOTOR PROTECTION**

Air used to cool the motor is drawn in through a filter. The input filter is removable and can be easily cleaned. Various filters with different degrees of efficiency can be used for different environments.



### **EASY HANDLING**

All four bottom edges of the container have reinforced gripping surfaces, making it easy to pick up and empty the container at any time.



### **VARIABILITY**

The vacuum cleaner boasts a sophisticated system for storing and attaching common accessories. The machine with all its accessories takes up less space - but all the components remain quickly at hand.



### **SAFE AND STABLE**

Thanks to the brake on the front wheels, you could even use your vacuum cleaner on a slanted surface or in places where the vacuum cleaner might otherwise tip over.



### **MANOEUVRABILITY AND STABILITY ON ANY SURFACE**

The vacuum cleaner's robust wheels make handling even on rough floorings possible.



## SEVEN FUNCTIONS IN ONE PLACE

### FRONT CONTROL PANEL

- A** Turned off, the socket acts as an extension cable
- B** Turned on with automatic filter cleaning
- C** Turned on without automatic filter cleaning
- D** Switch on via a connected tool with automatic filter cleaning
- E** Switch on via a connected tool without automatic filter cleaning
- F** Smooth suction power control
- G** Socket for connecting power tools












## STORAGE MADE EASY

### FRONT CONTROL PANEL







- 1** 2x integrated hose clip (1x in VYS 33-21 L)
- 2** 2x fitting for storing nozzles
- 3** 4x lug for tightening strap
- 4** Integrated cable hanger





## SUCTION HOSES

	NAME	TECHNICAL PARAMETERS	FOR TYPE	ORD. NUMBER
	<b>Adapter</b>	dia. 32 mm for connecting power tools	VYS 18, VYS 21-01, VYS 30-21, VYS 30-71 AC	00 648 302
	<b>Adapter SR</b>	dia. 32 mm for connecting power tools	VYS 21-01, VYS 25-21, VYS 33-21 L, VYS 33-71 L	65 403 726
	<b>Adapter SR-N</b>	dia. 32 mm for connecting power tools	VYS 21-01, VYS 25-21, VYS 33-21 L, VYS 33-71 L	65 404 429
	<b>Adapter AS</b>	dia. 32 mm for connecting power tools, antistatic	VYS 30-21, VYS 30-71 AC, VYS 33-21 L, VYS 33-71 L	65 900 595
	<b>Pipe</b>	dia. 36 mm, plastic, curved, with suction power regulation	VYS 18, VYS 20-01, VYS 30-21, VYS 30-71 AC	00 630 637
	<b>Pipe AS</b>	dia. 36 mm, metal, curved, antistatic	VYS 30-21, VYS 30-71 AC, VYS 33-21 L, VYS 33-71 L	65 900 593
	<b>Extension pipe</b>	dia. 36 mm, plastic	all types	00 647 543
	<b>Extension pipe</b>	dia. 36 mm, aluminium	all types	00 614 654
	<b>Extension pipe AS</b>	dia. 36 mm x 350 mm, antistatic, set of 3 pcs	all types	65 900 675

## NOZZLES

	NAME	TECHNICAL PARAMETERS	FOR TYPE	ORD. NUMBER
	<b>Floor nozzle</b>	dia. 36 mm, width 270 mm, plastic	all types	00 635 262
	<b>Universal nozzle</b>	dia. 36 mm, width 270 mm, plastic, switchable	all types	00 764 388
	<b>Upholstery nozzle</b>	dia. 36 mm, width 120 mm, plastic	all types	00 647 547
	<b>Brush nozzle</b>	dia. 36 mm, width 70 mm, plastic, oval	all types	00 647 546
	<b>Crevice nozzle</b>	dia. 36 mm, length 200 mm, plastic	all types	00 647 545
	<b>Crevice nozzle</b>	dia. 36 mm, length 300 mm, plastic	all types	00 630 641

## ADAPTERS AND PIPES

	NAME	TECHNICAL PARAMETERS	FOR TYPE	ORD. NUMBER
	<b>Suction hose SR</b>	dia. 32 mm x 3.5 m, with pipe	VYS 21-01, VYS 25-21, VYS 33-21 L, VYS 33-71 L	65 403 725
	<b>Suction hose AS</b>	dia. 32 mm x 4.0 m, antistatic	VYS 30-21, VYS 30-71 AC, VYS 33-21 L, VYS 33-71 L	65 900 594

## FILTERS AND FILTER BAGS



NAME	TECHNICAL PARAMETERS	FOR TYPE	ORD. NUMBER
<b>Filter bag</b>	paper, 5 pcs	VYS 18	00 630 828
<b>Filter bag</b>	textile, 5 pcs	VYS 20-01, VYS 21-01, VYS 25-21	65 900 596
<b>Filter bag</b>	textile, 5 pcs	VYS 30-21, VYS 30-71 AC	00 763 288
<b>Filter bag</b>	textile, 5 pcs	VYS 33-21 L, VYS 33-71 L	65 900 692
<b>Dust bag</b>	5 pcs	VYS 30-21, VYS 30-71 AC	00 763 289
<b>Filter cartridge</b>	PET	VYS 18, VYS 20-01, VYS 21-01, VYS 25-21, VYS 30-21	00 763 290
<b>Filter cartridge, flat</b>	PET, 2 pcs	VYS 30-71 AC	00 765 492
<b>Filter cartridge, flat</b>	PET, non-adhesive surface	VYS 33-21 L, VYS 33-71 L	65 900 690
<b>Motor air-cooling filter</b>	PET	VYS 33-21 L, VYS 33-71 L	65 900 688

## OTHER ACCESSORIES



NAME	TECHNICAL PARAMETERS	FOR TYPE	ORD. NUMBER
<b>Compartment for tools</b>	ToolBox	VYS 25-21	65 403 727
<b>Adapter SYS</b>	For attaching a systainer	VYS 33-21 L, VYS 33-71 L	65 900 642
<b>Rubber strap</b>	For fastening accessories, set of 2 pcs	VYS 33-21 L, VYS 33-71 L	65 900 644
<b>Exhaust adapter</b>	For attaching a hose to the vacuum cleaner's exhaust	VYS 33-21 L, VYS 33-71 L	65 900 686
<b>Handle</b>	For easier handling of the vacuum cleaner	VYS 33-21 L, VYS 33-71 L	65 900 643



## UNIVERSAL STIRRER

- ▶ Ideal for stirring levelling compounds, tile adhesives, mortar, plaster mixtures, and large volumes of liquid material.
- ▶ Powerful 1,020 W motor and robust gearbox and electronics for power regulation ensure stable torque and constant stirring power.
- ▶ ErgoFix patented height adjustment system for comfortable work in a natural, upright stance.
- ▶ Quick-change system for removing the mixing paddle without the need for a wrench.
- ▶ Smooth speed regulation through a rotary selector switch prevents the stirred material from splashing and splattering.
- ▶ On-lock simplifies stirring.
- ▶ Ergonomic handle enables a wide grip, making it easier to guide the stirrer and greatly reducing strain.
- ▶ Rubber corners of the handle protect the tool from damage and allow it to be safely put aside or leant against a wall.
- ▶ Maximum volume of stirred material: 40 l.



**UNIVERSAL STIRRER**

*EMT 12*

Rated input power	<b>1,020 W</b>
No-load speed	<b>360-630 rpm</b>
Tool fastening	<b>M14/ErgoFix</b>
Fastening neck $\varnothing$	<b>57 mm</b>
Max. paddle $\varnothing$	<b>120 mm</b>
Max. volume of stirred material	<b>40 l</b>
Weight without paddle	<b>4.6 kg</b>

**DELIVERY INCLUDES - SET EMT 12 + HS2 PADDLE**

Basic EMT 12 machine (10 516 708), ErgoFix adapter (65 406 324), double-sided wrench, HS2 paddle (00 648 141), cardboard box

**Ord. number: 65 406 314**

**DELIVERY INCLUDES - SET EMT 12 + HS3 PADDLE**

Basic EMT 12 machine (10 516 708), ErgoFix adapter (65 406 324), double-sided wrench, HS3 paddle (00 648 142), cardboard box

**Ord. number: 65 406 315**

- ▶ Powerful 1,020 W motor along with a robust gearbox and electronics for power regulation ensure stable torque and constant stirring power
- ▶ ErgoFix patented height adjustment system for comfortable work in a natural, upright stance
- ▶ Quick-change system for removing the mixing paddle without the need for a wrench
- ▶ Smooth speed regulation through a rotary selector switch prevents the stirred material from splashing and splattering
- ▶ On-lock simplifies stirring
- ▶ Ergonomic handle enables a wide grip, making it easier to guide the stirrer and greatly reducing strain
- ▶ Rubber corners of the handle protect the tool from damage and allow it to be safely put aside or leant against a wall
- ▶ Maximum volume of stirred material: 40 l



## ◀ **LIGHTING EQUIPMENT** ▶

- ▶ Boasting high performance, reliability, and elegant design, our Narex lamps use the latest technology of COB and SMD LED chips and are powered by a rechargeable Li-Ion accumulator.
- ▶ This new technology ensures low power consumption, high luminous intensity, and long life, while at the same time being highly eco-friendly.
- ▶ The rechargeable lamps are designed to serve as a reliable light source for all types of work activities such as assembly work or rescue operations, as well as for leisure and outdoor activities.
- ▶ Our wide assortment of products offers various lights with various levels of sophisticated features, from vertical or horizontal adjustment of the light beam, to adjustable luminous flux, to the ability to affix the light to a surface using built-in magnets or hang it on integrated hooks.
- ▶ Our flexible Narex lamps and torches are ideal for indoor and outdoor use and feature high mechanical impact resistance (IK 07; IK 09) and protection against spraying water (IP 54; IP65).
- ▶ The torches are recharged via a USB cable, which allows them to be recharged not only with an AC/DC adapter, but also from a power bank. The lamps and floodlights come with their own type of charging adapter and cable.





**300** LUMENS MAX | **TRIPLE** LIGHT | **TYPE-C** | **2m** | **IK07** | **IP54** | **4+** | **180°**

**RECHARGEABLE MINI-SLIM WORK LIGHT** FL 300 MINI

Supply voltage	<b>3.7 V</b>
Accumulator capacity	<b>1,100 mAh Li-Ion (4.07 Wh)</b>
Luminous flux	<b>1. Spotlight: 1 W 80 lm/5 h</b>
Battery runtime	<b>2. Main light: 3 W 100 lm/6 h</b>
	<b>300 lm/3 h</b>
	<b>3. Secondary light: 3 W 200 lm/3 h</b>
LED type	<b>SMD LED + COB LED</b>
LED colour temperature	<b>6,500 K</b>
Adjustable angle	<b>180°</b>
Supply voltage / current	<b>5 V - 1 A (USB A - USB C)</b>
LED indicator	<b>* charging ● full</b>
Charge time	<b>3 h</b>
Weight	<b>0.09 kg</b>
Dimensions	<b>156 x 33 x 20.5 mm (folded)</b> <b>300 x 26.5 x 20.5 mm (unfolded)</b>
Enclosure rating	<b>IP54; IK07</b>

**DELIVERY INCLUDES**

USB C power cable (NK USB C 65 405 753), cardboard box

**Ord. number: 65 406 060**

- Extremely slim, compact design with a width of a mere 6 mm enables inspection of hard-to-reach and narrow spaces; ideal for demanding inspection work
- The SLIM light functions as a pocket work light, as it can even be used fully folded, giving it a length of a mere 156 mm
- Its three lighting modes with different levels of luminous flux - 100/300 lm main light, 200 lm secondary light, and 80 lm spotlight - give the lamp high flexibility and variability of settings
- Its ultra-slim design combined with four magnets and vertical adjustment by up to 180° allow the user to direct the light beam exactly where needed
- The FL 300 MINI boasts an enclosure rating of IP54 and IK07, which makes it ideal for wet or dusty environments
- Its integrated 3.7 V 1,100 mAh Li-Ion battery can be easily re-charged using the enclosed USB A - USB C cable



**WORK LIGHT WITH LIGHT INTENSITY REGULATION ▶ FL 700 SLIM**

Supply voltage	<b>3.7 V</b>
Accumulator capacity	<b>2,600 mAh Li-Ion (9.62 Wh)</b>
Luminous flux	<b>1. Spotlight: 1 W    120 lm/9 h</b>
Battery runtime	<b>2. Main light: 7 W    min. 70 lm/16 h</b>
	<b>max. 700 lm/2 h</b>
	<b>Light intensity regulation</b>
LED type	<b>SMD LED + COB LED</b>
LED colour temperature	<b>6,500 K</b>
Adjustable angle	<b>180°</b>
Supply voltage / current	<b>5 V - 1 A (USB A - USB C)</b>
LED indicator	<b>* charging ● full</b>
Charge time	<b>4 h</b>
Weight	<b>0.37 kg</b>
Dimensions	<b>220.5 × 66.5 × 46 mm (folded)</b> <b>397 × 66.5 × 46 mm (unfolded)</b>
Enclosure rating	<b>IP54; IK07</b>

**DELIVERY INCLUDES**

USB C power cable (NK USB C 65 405 753), cardboard box

**Ord. number: 65 406 061**

- ▶ Combines slim design with multi-axis rotation and tilting to point the light exactly where needed
- ▶ The power of the main light can be regulated between 70 lm and 700 lm to reach optimum luminous flux and runtime
- ▶ A powerful built-in magnet and hook provide great flexibility in where the light is placed
- ▶ The light is protected against ingress of dust or spraying water thanks to its IP54 enclosure rating, and is rated IK07 for impact resistance
- ▶ Ergonomic anti-slip handle for comfortable holding even during long-term use
- ▶ Integrated charge indicator displays the current state of charge of the battery, which can be easily recharged using the enclosed USB A - USB C charging cable



**1 000 LUMENS MAX** | **2x HOOK** | **TYPE-C** | **IK09** | **IP65** | **3x**

**RECHARGEABLE LAMP**  
*FL 1000 MULTI*

Supply voltage	<b>3.7 V</b>	
Accumulator capacity	<b>3,350 mAh Li-Ion (12.39 Wh)</b>	
Luminous flux	<b>1. Spotlight: 4 W</b>	<b>200 lm/7 h</b>
Battery runtime	<b>2. Main light: 10 W</b>	<b>250 lm/8 h</b>
		<b>500 lm/4 h</b>
		<b>1,000 lm/2 h</b>
LED type	<b>SMD LED + COB LED</b>	
LED colour temperature	<b>6,500 K</b>	
Adjustable angle	<b>180°</b>	
Supply voltage / current	<b>5 V - 1 A (USB A - USB C)</b>	
LED indicator	<b>* charging ● full</b>	
Charge time	<b>4 h</b>	
Weight	<b>0.38 kg</b>	
Dimensions	<b>260 x 53 x 39.3 mm</b>	
Enclosure rating	<b>IP65; IK09</b>	

**DELIVERY INCLUDES**

USB C power cable (NK USB C 65 405 753), cardboard box

**Ord. number: 65 406 062**

- ▶ Versatile work light with three luminous flux settings on the main light (250 / 500 / 1,000 lm) and a 200 lm spotlight
- ▶ The light offers high flexibility and adjustability thanks to its 180° rotary base
- ▶ Cutting-edge high-performance SMD+COB LED technology ensures high luminous intensity and long life
- ▶ Rated IP65 for protection against dust and water ingress and IK09 for impact resistance
- ▶ The multi-functional light includes two integrated hooks for hanging on non-metal objects and three magnets for mounting onto metal surfaces
- ▶ Integrated charging indicator displays the state of charge of the built-in battery, which can be recharged from a socket using a USB cable via an adapter, or from other compatible devices with a USB port using the enclosed USB A - USB C cable



**400**  
**LUMENS MAX**

  
**MOTION**  
**SENSOR SWITCH**

  
**60°**

  
**2m**  
**IK07**

  
**IP65**

  
**TYPE-C**

## RECHARGEABLE HEAD LAMP

### HL 400 SENSOR

Supply voltage	<b>3.7 V</b>	
Accumulator capacity	<b>1,500 mAh Li-Polymer (5.55 Wh)</b>	
Luminous flux	<b>1. Spotlight: 2 W</b>	<b>200 lm/6 h</b>
Battery runtime	<b>2. Main light: 4 W</b>	<b>20 lm/35 h</b>
		<b>200 lm/8 h</b>
		<b>400 lm/4 h</b>
Flexible motion sensor	✓	
LED type	<b>SMD LED</b>	
LED colour temperature	<b>6,500 K</b>	
Adjustable angle	<b>60°</b>	
Supply voltage / current	<b>5 V - 1 A (USB A - USB C)</b>	
LED indicator	* charging ● full	
Charge time	<b>2.5 h</b>	
Weight	<b>0.11 kg</b>	
Dimensions	<b>78.5 × 47.5 × 42 mm</b>	
Enclosure rating	<b>IP65; IK07</b>	

#### DELIVERY INCLUDES

USB C power cable (NK USB C 65 405 753), cardboard box

**Ord. number: 65 406 059**

- ▶ The HL 400 SENSOR compact headlamp provides a spotlight and floodlight in one. The spotlight's narrow and powerful cone illuminates and reveals every detail of a space while the diffuse, high-intensity floodlight provides a wider field of view for maximum comfort.
- ▶ You can switch between lighting modes using a traditional switch. However, the head lamp is also fitted with a smart sensor which allows you to turn the lamp on or off even in cases with dirty hands or when wearing gloves and unable to operate the switch.
- ▶ The cornerstone of any high-quality head lamp is high resistance; the HL 400 SENSOR head lamp is rated IP65 for ingress protection and boasts a high impact resistance rating of IK07; it can thus withstand demanding conditions and will serve reliably through heavy rain or if accidentally dropped.
- ▶ In its default position, the cone of light points forward to achieve the maximum beam range (up to 150 m), but the angle of the light can be adjusted by up to 60° as needed.
- ▶ The head lamp is fitted with a modern, highly elastic, adjustable, and washable strap to ensure maximum comfort during use.
- ▶ The dual-beam head lamp can be easily connected to power using the enclosed USB A - USB C cable.



**1 400**  
LUMENS MAX

**360°**

**TYPE-C**

**2 m**  
IK07

**IP65**

**U**  
magnetic

**POCKET FLOODLIGHT**  
*FL 1400 FLEXI*

Supply voltage	<b>3.7 V</b>
Accumulator capacity	<b>5,200 mAh Li-Ion (19.24 Wh)</b>
Luminous flux	<b>Main light: 15 W 350 lm/8 h</b>
Battery runtime	<b>700 lm/4 h</b> <b>1,400 lm/2.5 h</b>
LED type	<b>COB LED</b>
LED colour temperature	<b>6,500 K</b>
Adjustable angle	<b>360°</b>
Supply voltage / current	<b>5 V - 2 A (USB A - USB C)</b>
LED indicator	<b>* charging ● full</b>
Weight	<b>0.45 kg</b>
Dimensions	<b>124 x 113 x 35 mm</b>
Enclosure rating	<b>IP65; IK07</b>

**DELIVERY INCLUDES**

USB C power cable (NK USB C 65 405 753), cardboard box

**Ord. number: 65 406 063**

- ▶ This flexible, rechargeable pocket floodlight offers three different light settings (350/700/1,400 lm) to provide the best lighting for any environment
- ▶ Flexible stand with a powerful magnet allows you to place the lamp anywhere you want at the angle of your choice
- ▶ The compact body of the light source is housed in durable nylon polymer and features a magnetic base capable of rotating 360°
- ▶ Its ergonomically shaped handle provides a comfortable grip for one hand (BOXER)
- ▶ The floodlight is dustproof and waterproof with an IP56 enclosure rating and high impact resistance of IK07 and is suitable for both indoor and outdoor use
- ▶ Its built-in battery is easy to recharge by plugging a charging cable into the USB-C port on the light and plugging the other end of the cable into a USB-A port or a suitable USB adapter. You can track the charging process using the charging indicators on the back of the light



**3 000**  
LUMENS MAX

**360°**

**2m**  
IK07

**IP65**

**POWER BANK**  
max. 5 V/2 A

## ▶ FLOODLIGHT WITH POWER BANK ◀ RL 3000 MAX

Supply voltage	<b>7.4 V</b>
Accumulator capacity	<b>4,400 mAh Li-Ion (32.56 Wh)</b>
Luminous flux	<b>Main light: 36 W 750 lm/5.5 h</b>
Battery runtime	<b>1,500 lm/3.5 h 3,000 lm/2 h</b>
Stand	<b>✓</b>
LED type	<b>SMD LED</b>
LED colour temperature	<b>6,500 K</b>
Adjustable angle	<b>90°/360°</b>
Supply voltage / current	<b>15 V - 1.5 A</b>
LED indicator	<b>* charging ● full</b>
Power bank	<b>max. 5 V - 2 A</b>
Charge time	<b>3.5 h</b>
Weight	<b>1.45 kg</b>
Dimensions	<b>309 × 223 × 223 mm</b>
Enclosure rating	<b>IP65; IK07</b>

### DELIVERY INCLUDES

Charging adapter with cable (AN 15 V-1.5 A 65 406 066), cardboard box

**Ord. number: 65 406 064**

- ▶ Multi-purpose floodlight with a stand made of cast aluminium and with a unique jointed system for tilting the light up to 90° vertically and 360° horizontally, which allows the light to be pointed in any direction you need
- ▶ The RL 3000 MAX flood light can be switched between an extended range of luminosity settings (750/1,500/3,000 lm), with outstanding diffusion and spread of light guaranteed for every setting
- ▶ Integrated power bank provides extra energy for additional devices and can operate simultaneously with the floodlight without issue
- ▶ Practical handle enables easy portability
- ▶ Once the floodlight is turned on, a battery status indicator will activate to show the state of charge of the battery. The battery can be recharged using the enclosed charging cable with a 15 V/1.5 A adapter. The floodlight boasts a IP65 and IK07 enclosure rating, meaning it is resistant to spraying water and impacts, which ensures outstanding durability and long life
- ▶ The floodlight can also be used while connected to mains power, even if the battery is fully charged, which allows you to conserve battery power if you have access to a socket on location



**21**  
**LUMENS MAX**

**8 h runtime**

**3\* LED**

**10 m**  
**beam range**

**58 cm**  
**telescopic**

**magnetic**

**TORCH**  
**3LED-IFL**

Battery	<b>4× LR44</b>
Luminous flux	<b>Main light: 1 W 21 lm/8 h</b>
Runtime	
Magnet	✓
LED type	<b>SMD LED</b>
Adjustable angle	<b>Telescopic head</b>
Weight	<b>0.09 kg</b>
Dimensions	<b>170 × ∅ body 15 × ∅ head 21 mm</b> <b>580 × ∅ body 15 × ∅ head 21 mm (extended)</b>

**DELIVERY INCLUDES**

4× LR44 batteries, cardboard box

**Ord. number: 65 900 511**

- Inspection LED torch with 580 mm reach
- Robust metal design for maximum mechanical durability and long life
- Telescopic goose-neck for lighting hard-to-reach places
- Practical magnetic head for extracting metal objects
- Metal clip for carrying in the pocket or hanging on the belt



**1200 LUMENS MAX** | **HOOK** | **90°** | **IP54** | **2m IK07** | **magnetic** | **TYPE-C**

## MULTI-FUNCTIONAL INSPECTION LAMP ▶ FL LED 10 M

Supply voltage	<b>3.7 V</b>
Accumulator capacity	<b>5,000 mAh Li-Ion (18.5 Wh)</b>
Luminous flux	<b>1. Spotlight: 3 W 220 lm/12 h (100 %)</b> <b>110 lm/24 h (50 %)</b>
Battery runtime	<b>2. Main light: 10 W 1,200 lm/3 h (100 %)</b> <b>600 lm/6 h (50 %)</b>
LED type	<b>SMD LED</b>
LED colour temperature	<b>6,000 – 7,000 K</b>
Charging	<b>5 V – 2 A (USB A – USB C)</b>
LED indicator	<b>● charging ● full</b>
Charge time	<b>3.0 h</b>
Weight	<b>0.44 kg</b>
Dimensions	<b>218 × 58 × 45 mm</b>
Enclosure rating	<b>IP54; IK07</b>

### DELIVERY INCLUDES

Charging adapter AN 5-20 (AC/USB) (65 404 614), charging cable NK LED 10 M (65 404 615), cardboard box

**Ord. number: 65 404 610**

- ▶ Multi-functional FLAT LED technology for the commercial sector and household use, outdoor and sports activities
- ▶ Wide range of uses thanks to two lighting modes:
  - 1 - work light (1 000 lm) for lighting open spaces with range of up to 100 m and ability to reduce output to 50 % (500 lm)
  - 2 - spotlight (220 lm) for work in confined and hard-to-reach places
- ▶ Slim and durable body with unbreakable polycarbonate lenses for indoor and outdoor use - resistant to splashing water (IP 54) and impact (IK 07)
- ▶ Wide space lighting effect and flexible design with a pocket clip and magnets
- ▶ Simple charging via a USB cable and an adapter from the mains or from other compatible devices with a USB port (PC, power bank, laptop, car, etc.)



# REFLECTOR / MULTI-FUNCTIONAL DC LED SPOTLIGHT WITH DUAL POWER SUPPLY SYSTEM



**DUAL SYSTEM 1** - powering by Li-Ion AP 74-8.8 accumulator: Ideal for emergency or installation vehicles, rough construction environments without wiring or for private leisure activities. The spotlight's power can be regulated via the control panel on the rear of the accumulator.

**DUAL SYSTEM 2** - powering by 12 V adapter AN 12-35: Suitable for industrial shop floors, craft and private workshops or finishing construction work. The spotlight's power cannot be regulated.

**5 200 LUMENS MAX** | 
  **360°** | 
  **2m** | 
  **IK07** | 
  **IP54** | 
 **POWER BANK** | 
 **max. 5 V/2 A** | 
  **magnetic**

## LED REFLEKTOR FL LED 50 ACU

Total power	<b>LED 50 W</b>
Max. luminous flux	<b>5,200 lm</b>
Beam angle	<b>70°</b>
LED service life	<b>30,000 h</b>

### DUAL SYSTEM 1

(Battery) runtime - 100% power	<b>ca. 3 h (5,200 lm)</b>
50% power	<b>ca. 6 h (2,600 lm)</b>
Accumulator voltage / capacity	<b>Li-Ion 7.4 V / 8 800 mAh (65 Wh)</b>
Supply voltage / current	<b>12 V / max. 3.5 A</b>
Accumulator charge time	<b>3.0 h</b>
Weight with accumulator	<b>2.1 kg</b>

### DUAL SYSTEM 2

Supply voltage / current	<b>12 V / max. 3.5 A</b>
Weight without accumulator	<b>1.5 kg</b>
Support for tripod mounting	<b>Yes</b>
Dimensions	<b>265 × 298 × 130 mm</b>
Enclosure ratings	<b>IP54, IK07</b>

### DELIVERY INCLUDES

Charging adapter AN 12-35 (65 404 616), charging cable NK LED 50 ACU (65 404 617), AP 74-8.8 Li-ion accumulator (65 404 613), cardboard box

**Ord. number: 65 404 612**


- Mobile multifunctional spotlight for the widest range of commercial, household and leisure activities
- 50 W LED spotlight with a luminous flux of 4 500 lm for deep space lighting
- DUAL SYSTEM - specially designed system for both the accumulator and the cabled powering of the spotlight
- Powerful, detachable Li-Ion accumulator with a multi-functional control panel and battery life of up to 6 hours
- The accumulator can be used as a high-capacity power bank by connecting other compatible devices (smartphones, tablets, tor-ches, hybrid screwdrivers etc.) via USB
- Fitted for connection and elevated mounting of the spotlight on the telescopic tripod TL 18
- For indoor and outdoor use: IP 54 enclosure resistant to splashing water, impact resistance IK 07
- Stable magnetic base for safe fastening of the spotlight onto metal surfaces
- The base can be quickly replaced by a telescopic tripod solid steel frame with setting screws for easy and precise targeting of the spotlight

## ACCESSORIES FOR WORK LIGHTS AND SPOTLIGHTS



TYPE	DESCRIPTION	Ord. number
<b>AP 74-8,8 Li-ion</b>	Accumulator for spotlight FL LED 50 ACU, 7.4 V, capacity 8.8 Ah, charge time ca 180 min, POWER BANK with USB port, automatic capacity indicator, button control panel for the spotlight	65 404 613
<b>TL 18</b>	Telescopic and flexible tripod for spotlight FL LED 50 ACU, maximum extension 1.8 m	65 404 619
<b>AN 12-35</b>	Charging adapter for spotlight FL LED 50 ACU, 12 V / 3.5 A	65 404 616
<b>NK LED 50 ACU</b>	Charging cable for adapter AN 12-35, length 5 m	65 404 617
<b>CS 5 LED 50</b>	Clamping screw for FL LED 50 ACU spotlight	65 405 156
<b>NK USB C</b>	USB A-USB C charging cable, length 0.5 m HL 400 SENSOR, FL 300 MINI, FL 700 SLIM, FL 1000 MULTI, FL 1400 FLEXI, FL LED 10M	65 405 753
<b>AN 5V-2A</b>	Charging adapter AC-USB A Input: 100-240 V/50-60 Hz Output: 5.0 V/2.0 A HL 400 SENSOR, FL 300 MINI, FL 700 SLIM, FL 1000 MULTI, FL 1400 FLEXI, FL LED 10 M	65 406 065
<b>AN 15V-1,5A</b>	Charging adapter with cable for RL 3000 MAX Input: 100-240 V/50-60 Hz Output: 15 V/1,5 A	65 406 066
<b>NK LED 10 M</b>	USB charging cable for the FL LED 3 M and FL LED 10 M work lights, length 0.5 m (until 2022)	65 404 615
<b>AN 5-20</b>	AC/USB charging adapter, for the FL LED 3 M and FL LED work lights 10 M, 5 V / 2 A	65 404 614







Radio mode  
104.5 MHz CH11

narex

MODE

EQ

▶▶

▲

▼

# ***OTHER PRODUCTS***





## JOBSITE RADIO

BT-02

Power supply from the mains	100-240 V
Power supply from the accumulator	7.2 V
Accumulator	Li-Ion 7.2 V/4 800 mAh
FM frequency range (VHF)	87.5-108 Hz
Speaker	2x 10 W
Input	
USB	
AUX	jack 3.5 mm
Bluetooth	4.2
Output USB	5 V/2.5 A power bank
Weight including accumulator (type)	2.6 kg
Protection rating	IP 65

### DELIVERY INCLUDES

Li-Ion battery 7.2 V, carton box

Ord. number: 65 405 613

- FM radio: FM 87.5-108 MHz, automatic search and storage of radio stations in memory
- Bluetooth 4.2: compatible with any device equipped with Bluetooth technology
- USB port: for listening to MP3 files and charging most smartphones (5 V / 2.5 A power bank)
- AUX: 3.5 mm jack
- EQ: sound equaliser
- LCD screen: date, time, battery status
- Stereo audio system: 2x 10 W
- Power supply: AC 230 V ~ 50 Hz, DC Li-Ion accumulator 7.2 V / 4 800 mAh / 8 h
- IP65: resistance to water, dust and impact
- Design: compact, robust and lightweight design with a protective rubber-coated, impact-resistant frame

## CABLES / RUBBER EXTENSION CABLES WITH REEL AND A FIXED CENTRAL PANEL



fixed reel centre

### EXTENSION CABLES

#### PBN 25 / PBN 50


Length	25 m	50 m
Voltage	230 V~	
Conductor	H05RR-F 3G 1.5 mm <sup>2</sup>	
Max. load on wound-up cable	1 100 W	
Max. load on unwound cable	3 200 W	
Protection rating	IP44	
Weight	4.5 kg	9.5 kg

#### DELIVERY INCLUDES

cardboard box

Ord. number: 65 404 963 (PBN 25)  
65 404 962 (PBN 50)

- Fixed reel centre
- 4 built-in sockets with self-locking lids
- Contrasting blue jacket of the rubber cable
- Robust polished steel frame with rubber handle
- Reel made of highly durable plastic
- Ergonomic reeling handle on the side
- Resettable thermal protection
- Lug prevents the cable from accidentally unwinding
- Reel brake to lock the spool in position during transport
- Resistant to dust and splashing water - IP44



## 49-PIECE SET OF INDUSTRIAL-CrV HEADS ▶ SH 49-14

Fastening / shank	1/4"
Amount in a pack	49 pcs

- ▶ For manual industrial use
- ▶ High-quality forged chromium-vanadium steel
- ▶ Matte chrome surface finish
- ▶ Ratchet with switching lever and head arrest
- ▶ Robust, solid and stable transport case
- ▶ Neatly arranged organizer

### DELIVERY INCLUDES

49-piece set of heads with ratchet (1/4" socket heads: 3.5, 4, 4.5, 5, 5.5, 6, 7, 8, 9, 10, 11, 12, 13, 14 mm; 1/4" male keys: T8, T10, T15, T20, T25, T27, T30, T40, PH1, PH2, PH3, PZ1, PZ2, PZ3, F4, F5.5, F6.5 mm, H3, H4, H5, H6, M5, M6, M8, M10; other 1/4" accessories: 150 mm ratchet with switchable spindle arresting lever, 148 mm attachment with handle, 100 mm extension, 51 mm extension, 36 mm universal cardan shaft, 110 mm diestock; other accessories: adapter for transitioning from a 1/4" hexagon to a 1/4" square, keys H1.5, H2, H2.5)

Ord. number: 65 404 189

## 60-PIECE SET OF INDUSTRIAL-CrV HEADS ▶ SH 60-1412

Fastening / shank	1/4"; 1/2"
Amount in a pack	60 pcs

- ▶ For manual industrial use
- ▶ High-quality forged chromium-vanadium steel
- ▶ Matte chrome surface finish
- ▶ Set of two ratchets with switching lever and head arrest
- ▶ Robust, solid and stable transport case
- ▶ Neatly arranged organizer

### DELIVERY INCLUDES

60-piece set of heads with ratchet (1/2" socket heads: 10, 11, 12, 13, 14, 15, 16, 17, 18, 19, 20, 21, 22, 23, 24, 27, 30, 32 mm; 1/2" socket heads for 65 mm spark plugs: 16, 21 mm; other 1/2" accessories: 255 mm ratchet, 125 mm extension, 72 mm universal cardan shaft; 1/4" socket heads: 4, 4.5, 5, 5.5, 6, 7, 8, 9, 10, 11, 12, 13 mm; 1/4" male keys: T8, T10, T15, T20, T25, T30, T40, PH1, PH2, PH3, PZ1, PZ2, PZ3, F4, F5.5, F7 mm, H3, H4, H5, H6; other 1/4" accessories: 150 mm ratchet, 148 mm attachment with handle, 100 mm extension, 51 mm extension, 36 mm universal cardan shaft)

Ord. number: 65 404 190



## MG WORK GLOVES / COMFORT IN THE WORKSHOP

The Narex MG - MECHANICAL GLOVES are designed for nimble, precise, and safe work with or without tools. The pleasant, functional cut with many practical

accessories provides a high level of protection while also remaining flexible and comfortable.

- Modern design
- Comfortable cut
- Exceptional durability
- Breathable elastic material on the moving parts of the hand
- Reinforced fingers increase protection and durability
- Neoprene, vibration absorbent palm padding
- Wrist strap for firm fastening on the hand
- Gloves designed for precise and comfortable work

MG-L	L	00 648 610
MG-XL	XL	00 649 087
MG-XXL	XXL	00 765 495
MG-XXXL	XXXL	65 403 690



**Abrasion resistant**



**Reinforced palms**




**Vibration absorbent**

## ERGONOMIC MEASURING TAPES / ABX 3, ABX 5

Ergonomic tape measures made of flexible ABS plastic with a rubberised gripping surface. Tape coated with nylon for increased resistance to wear, with a steel dual

end hook. Automatic brake, double-sided, and clear metric scale. Belt clip on the side for secure fastening.

	ABX 3	ABX 5
Tape width	19 mm	22 mm
Horizontal pull-out without support	1.8 m	2.0 m



Large button

Double hook

Two-sided print

Non-slip surface

Belt clip

Automatic brake  
AUTO BRAKE

Ord. number: 65 405 274 (ABX 3)  
65 405 276 (ABX 5)



## MANUAL SCREWDRIVER SETS

### 21-PIECE SET OF CRV MANUAL SCREWDRIVERS, MICRO-SCREWDRIVERS AND DRIVER BITS 21-TOOL BOX

- ▶ Includes the most frequently used types
- ▶ Chromium-vanadium, satin surface
- ▶ Magnetic tips
- ▶ Ergonomic anti-slip handles
- ▶ Practical stand with option for hanging
- ▶ Hinged holder for driver bits

#### Package contents:

##### ▶ 6 screwdrivers

- ⊖ F3 × 75 mm; F5 × 75 mm; F6 × 100 mm
- ⊕ PH0 × 75 mm; PH1 × 75 mm; PH2 × 100 mm

##### ▶ 4 micro-screwdrivers

- ⊖ F2 × 50 mm; F2.5 × 50 mm
- ⊕ PH00 × 50 mm; PH0 × 50 mm

##### ▶ 10 C6.3/25 mm driver bits + bit holder

- ⊖ F3; F4; F5; F6
- ⊕ PH1; PH2; PH3
- ⊕ PZ1; PZ2; PZ3

Ord. number: 65 405 965



### 47-PIECE SET OF CrV MANUAL SCREWDRIVERS, MICRO-SCREWDRIVERS AND DRIVER BITS 47-TOOL BOX

- ▶ Covers an expanded range of types
- ▶ Chromium-vanadium, satin surface
- ▶ Magnetic tips
- ▶ Ergonomic anti-slip handles
- ▶ Practical stand with option for hanging
- ▶ Hinged holder for driver bits

#### Package contents:

##### ▶ 16 screwdrivers

- ⊖ F5 × 75 mm; 2 × F5 × 100 mm; F6 × 100 mm; F6 × 150 mm; F6 × 38 mm
- ⊕ PH1 × 75 mm; PH1 × 100 mm; PH2 × 100 mm; PH2 × 150 mm; PH2 × 38 mm
- ⊕ T10 × 100 mm; T15 × 100 mm; T20 × 100 mm; T25 × 100 mm; T30 × 100 mm

##### ▶ 10 micro-screwdrivers

- ⊖ F2 × 50 mm; F2.5 × 50 mm; F3 × 50 mm
- ⊕ PH0 × 50 mm; PH00 × 50 mm; PH000 × 50 mm
- ⊕ T6 × 50 mm; T7 × 50 mm; T8 × 50 mm; T9 × 50 mm

##### ▶ 20 C6.3/25 mm driver bits + bit holder

- ⊖ F3; F4; F5; F6
- ⊕ PH1; PH2; PH3
- ⊕ PZ0; PZ1; PZ2; PZ3
- ⊕ T10; T15; T20; T25; T30
- ⊖ H3; H4; H5; H6

Ord. number: 65 405 966



## MANUAL SCREWDRIVER SETS

### 101-PIECE SET OF CRV MANUAL SCREWDRIVERS, MICRO-SCREWDRIVERS AND DRIVER BITS

#### 101-TOOL BOX

- Broad selection of types and sizes
- Chromium-vanadium, satin surface
- Magnetic tips
- Ergonomic anti-slip handles
- Practical stand with option for hanging
- Hinged holder for driver bits

#### Package contents:

##### ► 20 screwdrivers

- ⊖ F3 × 75 mm; F5 × 75 mm; F5 × 100 mm; F6 × 100 mm; F6 × 150 mm
- ⊕ PH0 × 75 mm; PH1 × 75 mm; PH1 × 100 mm; PH2 × 100 mm; PH2 × 150 mm
- ⊕ PZ0 × 75 mm; PH1 × 100 mm; PH2 × 100 mm; PZ2 × 150 mm
- ⊕ T8 × 75 mm; T10 × 100 mm; T15 × 100 mm; T20 × 100 mm; T25 × 100 mm; T30 × 100 mm

##### ► 6 micro-screwdrivers

- ⊖ F2 × 50 mm; F2.5 × 50 mm; F3 × 50 mm
- ⊕ PH000 × 50 mm; PH00 × 50 mm; PH0 × 50 mm


##### ► 14 socket wrenches

- 5; 6; 7; 8; 9; 10; 11 mm
- 3/16"; 7/32"; 1/4"; 5/16"; 11/32"; 3/8"; 7/16"

##### ► 60 C6.3/25 mm driver bits + bit holder

- ⊖ F3; F4; F5; F5.5; F6; F7
- ⊕ PH; PH1; 3 × PH2; PH3
- ⊕ 2 × PZ; 2 × PZ1; 3 × PZ2; 2 × PZ3
- ⊖ H1.5; H2; H2.5; H3; H3.5; H4; H4.5; H5; H5.5; H6; H7; H8
- ⊖ H2T; H2.5T; H3T; H4T; H5T; H6T
- ⊕ T8; T9; T1; T15; T2; T25; T27; T3; T35; T40
- ⊕ TX1; TX15; TX2; TX25; TX27; TX3; TX35
- ⊕ SP4; SP6; SP8; SP10

Ord. number: 65 405 967





# ***CAMOUFLAGE LINE OF CORDLESS TOOLS***





## **CAMOUFLAGE CORDLESS**

Since time immemorial, mankind has been fascinated by living nature and has used her as a source of inspiration. It was her freedom and unrestrained energy in particular that inspired us in the design of our latest line of NAREX power tools, named CAMOUFLAGE. The new line is exclusively cordless - powered by accumulators - and is designed for all those who enjoy spending their free time under the open sky, far from the convenience and bustle of civilisation.

Just as living nature fascinates us by her perfection, so too is CAMOUFLAGE's unified, accumulator-based power supply system refined to flawlessness. Just as we admire nature's variety, so too is the tool line varied and diverse to help you in the majority of standard

activities. Thanks to long-life accumulators and power to spare, you will be as free and unrestrained as nature herself. Her ever-present quiet and calm is reflected in the quiet and calm running of the latest generation of electronically controlled, brushless motors. Her nigh-on perfect inconspicuousness has become an inspiration for the unique design that gave CAMOUFLAGE its name.

**20V**

Jig saw  
**CPL 90**



COB LED floodlight  
**CR LED 20**



Circular saw  
**CPK 65**



Drill driver  
**CSV 13-2**



**ONE ACCUMULATOR TO RULE THEM ALL**



Angle grinder  
**CBU 125**



Impact drill  
**CSP 13-2**



Sabre saw  
**CPO 150**



Light combi hammer  
**CKK 22**



## STARTER KIT

Two accumulators and a charger should be among the core accessories for any high-performance tool. While one accumulator is in use, the other is charging.

The Camouflage starter kit includes two powerful 4 Ah CB 4 accumulators and the CN 20 quick charger.

**The accumulators and the charger can also be bought separately.**

**STARTER KIT**



2x accumulator and charger



<b>Accumulator</b>	<b>CB 2</b>	20 V, Li-Ion, 2.0 Ah, 40 Wh	65 405 968
<b>Accumulator</b>	<b>CB 4</b>	20 V, Li-Ion, 4.0 Ah, 80 Wh	65 405 737
<b>Charger</b>	<b>CN 20</b>	For CB 4, charging time approx. 60 min	65 405 736



KČT  
2011  
**NAD MLÝNKEM**  
286 m  
CL071m

PĚŠÍ TRASA KČT  
2005  
**ČESKÁ LÍPA** 20 km



## DRILL DRIVER / WITH TIGHTENING TORQUE OF UP TO 65 Nm



**65 Nm**  
max. tightening torque

**2**  
number of  
speed settings

**13 mm**  
chuck max.

### DRILL DRIVER

#### CSV 13-2

Voltage	20 V
Max. tightening torque	65 Nm
Speed - 1st setting	0-450 rpm
Speed - 2nd setting	0-1,600 rpm
Max. screw ø for wood	10 mm
Max. ø for drilling in wood	25/40/50*
Max. ø for drilling in steel	13 mm
Chuck range	1.5-13 mm
Spindle thread	1/2"-20 UNF
Weight without accumulator	1.4 kg
Weight incl. CB 4 accumulator	2.0 kg

\* spiral bit/Forstner bit/holesaw bit

#### DELIVERY INCLUDES

Basic CSV 13-2 machine, 1.5-13 mm quick release chuck, belt clip, cardboard Basic Box

Ord. number: 65 405 714

- Well-balanced body with ergonomic central handle and soft rubberised surface
- Powerful motor with permanent magnet for higher performance and longer life
- Modern electronic control and monitoring features prevent overloading, reduce wear, and prolong the life of the tool
- Robust aluminium gearbox housing improves rigidity and stability of the mounting
- Two-speed all-metal gearbox offers a wide variability of uses
- Adjusting ring allows selecting from 21 levels of tightening torque
- All-metal quick-release chuck with powerful grip and capacity of up to 13 mm
- Automatic spindle lock simplifies bit handling
- Automatic LED work light and belt clip improve comfort during work

**Accumulators and charger not included in the basic pack!**



# IMPACT DRILL / WITH TIGHTENING TORQUE OF UP TO 75 Nm



**75 Nm**  
max. tightening torque

**2**  
number of  
speed settings

**13 mm**  
chuck max.

## IMPACT DRILL CSP 13-2

Voltage	20 V
Max. tightening torque	75 Nm
Speed - 1st setting   2nd setting	0-450 rpm   0-1,600 rpm
Impact rate - 1st setting   2nd setting	0-8,500 /min   0-29,750 /min
Max. $\varnothing$ for drilling in brick	12 mm
Max. $\varnothing$ for drilling in wood	30/45/60*
Max. $\varnothing$ for drilling in steel	13 mm
Max. screw $\varnothing$ for wood	10 mm
Chuck range	1.5 - 13 mm
Spindle thread	1/2"-20 UNF
Weight without accumulator	1.7 kg
Weight incl. CB 4 accumulator	2.3 kg

\* spiral bit/Forstner bit/holesaw bit

### DELIVERY INCLUDES

Basic CSP 13-2 machine, 1.5-13 mm quick release chuck, detachable handle, belt clip, cardboard Basic Box

Ord. number: 65 405 716

- Well-balanced body with ergonomic central handle and a detachable extra handle
- Powerful motor with a permanent magnet for higher performance and longer life
- Modern electronic control and monitoring features prevent overloading, reduce wear, and prolong the life of the tool
- Robust aluminium gearbox housing improves rigidity and stability of the mounting
- Two-speed all-metal gearbox offers a wide variability of uses
- Adjusting ring allows selecting from 23 levels of tightening torque
- All-metal quick-release chuck with powerful grip and capacity of up to 13 mm
- Automatic spindle lock facilitates tool change
- Automatic LED work light and belt clip improve comfort during work

**Accumulators and charger not included in the basic pack!**



## LIGHT COMBI HAMMER / SDS-PLUS



**SDS-plus** | **2.2 J** | **22 mm**  
tool fastening | impact energy | max.  $\varnothing$  for concrete

### COMBI HAMMER CKK 22

Voltage	20 V
Tool fastening	SDS-plus
Impact energy	2.2 J
Recommended $\varnothing$ for drilling in concrete	5-12 mm
Max. $\varnothing$ for drilling in concrete/wood/steel	22/20/13 mm
Max. screw $\varnothing$ for wood	6 mm
Speed	0-1,350 rpm
Impact rate	0-4,750 /min
Fastening neck $\varnothing$	46 mm
Weight without accumulator	1.9 kg
Weight incl. CB 4 accumulator	2.5 kg

#### DELIVERY INCLUDES

Basic CKK 22 machine, detachable handle, depth stop, cardboard Basic Box

Ord. number: 65 405 726

- ▶ Low weight, compact shape, and ergonomic design provide higher comfort during work
- ▶ Electro-pneumatic hammer-action and SDS-plus tool interface for high efficiency and power
- ▶ Powerful motor with permanent magnet for higher performance and longer life
- ▶ Three work modes offer a wide variability of use
- ▶ Modern electronic control and monitoring features prevent overloading, reduce wear, and prolong the life of the machine
- ▶ Robust, ergonomic fastening head facilitates tool change
- ▶ Automatic LED work light

**Accumulators and charger not included in the basic pack!**



## ANGLE GRINDER / SLIM DESIGN



**SLIM DESIGN** | **1,000 W** | **125 mm** | **1.6 kg**  
power | max. disc  $\varnothing$  | weight

### ANGLE GRINDER CBU 125

Voltage	<b>20 V</b>
Power	<b>1,000 W</b>
No-load speed	<b>8,000 rpm</b>
Spindle thread	<b>M14</b>
Max. grinding/cutting blade $\varnothing$	<b>125 mm</b>
Blade braking time (BK 125/6)	<b>1.6 s</b>
Overload/overheat protection	<b>✓</b>
Weight without accumulator	<b>1.6 kg</b>
Weight incl. CB 4 accumulator	<b>2.2 kg</b>

#### DELIVERY INCLUDES

Basic CBU 125 machine, AH M8 detachable handle, flange and fastening nut, fastening nut wrench, guard, cardboard Basic Box

Ord. number: 65 405 720

- ▶ Well-balanced body with circumference of a mere 145 mm
- ▶ Slim design with ergonomic rubberised surface
- ▶ Powerful motor with permanent magnet for higher performance and longer life
- ▶ Improved protection of the machine thanks to a control unit with monitoring features
- ▶ Flat gearbox made of aluminium alloy increases rigidity and stability of gear mountings
- ▶ Optimised air flow ensures perfect cooling even at maximum load
- ▶ Ergonomic detachable handle ensures a safe grip on the machine
- ▶ Spindle lock facilitates blade change
- ▶ Guard adjustable without the need for tools

**Accumulators and charger not included in the basic pack!**







**0-3,000 min<sup>-1</sup>** / **up to 150 mm** / **3.2 kg**  
*stroke speed* / *cutting depth - wood* / *weight*

**SABRE SAW**  
*CPO 150*

Voltage	<b>20 V</b>
Stroke speed	<b>0-3,000 min<sup>-1</sup></b>
Stroke length	<b>28 mm</b>
Max. cutting depth:	
aluminium	<b>18 mm</b>
iron	<b>8 mm</b>
wood	<b>150 mm</b>
Weight without accumulator	<b>3.2 kg</b>
Weight incl. CB 4 accumulator	<b>3.8 kg</b>

**DELIVERY INCLUDES**

Basic CPO 150 machine, cardboard Basic Box

**Ord. number: 65 405 718**

- ▶ Ergonomic design
- ▶ Powerful motor with permanent magnet for higher performance and longer life
- ▶ Modern electronic control and monitoring features prevent overloading, reduce wear, and prolong the life of the machine
- ▶ Quick-change system for the saw blade
- ▶ Tool-free support adjustment
- ▶ Rubberised front section of the machine - adhesive surface ensures a secure and firm grip in any working position

**Accumulators and charger not included in the basic pack!**



## JIG SAW / POWERFUL MOTOR WITH PERMANENT MAGNET



**0°-45°**  
angle cutting

**90 mm**  
cutting depth - wood

**26 mm**  
stroke length

### JIG SAW CPL 90

Voltage	<b>20 V</b>
Cutting depth:	
wood	<b>90 mm</b>
steel	<b>10 mm</b>
No-load stroke speed	<b>0-2,600 /min</b>
Stroke length	<b>26 mm</b>
Angle cutting	<b>0°-45°</b>
Weight without accumulator	<b>2.4 kg</b>
Weight incl. CB 4 accumulator	<b>3.0 kg</b>

#### DELIVERY INCLUDES

Basic CPL 90 machine, horizontal stop, extraction adapter, cardboard Basic Box

Ord. number: 65 405 722

- ▶ Ergonomic body with anti-slip handle
- ▶ Powerful motor with permanent magnet for higher performance and longer life
- ▶ Modern electronic control and monitoring features prevent overloading, reduce wear, and prolong the life of the machine
- ▶ Electronic stroke speed regulation keeps settings at the optimal level for cutting
- ▶ Rougher but faster cut when working without pendulum action, increasing the pendulum action level makes the cut gradually cleaner
- ▶ Tool-free saw blade mounting system
- ▶ Automatic LED work light

**Accumulators and charger not included in the basic pack!**



# CIRCULAR SAW / MODERN ELECTRONIC CONTROL AND MONITORING ELEMENTS



**5,000 rpm** / **185 mm** / **65 mm**  
no-load speed | saw blade Ø | cutting depth

## CIRCULAR SAW CPK 65

Voltage	20 V
No-load speed	5,000 rpm
Cutting depth:	
at 90° angle	0-65 mm
at 45° angle	0-43 mm
Angle cutting	0°-45°
Saw blade size	185 × 1.6/1.0 × 20 × 24
Weight without accumulator	3.4 kg
Weight incl. CB 4 accumulator	4.0 kg

### DELIVERY INCLUDES

Basic CPK 65 machine, 185 × 1.6/1.0 × 20 × 24 circular saw blade, horizontal stop, hex key, cardboard Basic Box

Ord. number: 65 405 724

- ▶ Modern and practical design focused on easy and comfortable control over the tool
- ▶ Powerful motor with permanent magnet for higher performance and longer life
- ▶ The shoe is made as an aluminium casting, firm and rigid
- ▶ Modern electronic control and monitoring features prevent overloading, reduce wear, and prolong the life of the machine
- ▶ Saw tilting allows cutting at 0° to 45° angle
- ▶ The blade guard features an integrated sawdust outlet; connecting a dust extractor to the outlet improves work comfort and cleanliness
- ▶ Automatic LED work light and belt clip improve comfort during work

**Accumulators and charger not included in the basic pack!**



## LED FLOODLIGHT / WITH POWER BANK FUNCTION



**1,000/2,000 lm**  
luminous flux

**180°**  
tilting

  
USB port

### LED FLOODLIGHT CR LED 20

Voltage	20 V
LED input power	20 W
Luminous flux	max. 2,000 lm
Source	COB LED
Colour temperature	6,500 K
100% lighting mode - 2,000 lm	1.5 h (CB 4)
50% lighting mode - 1,000 lm	3.0 h (CB 4)
Tilt angle of the lamp	180°
USB port - output	5 V / 2 A
Enclosure rating	IP20
Dimensions	185 x 160 x 60
Material	Die cast aluminium + ABS
Weight without accumulator	0.4 kg
Weight incl. CB 4 accumulator	1.0 kg

#### DELIVERY INCLUDES

Basic CR LED 20 machine, cardboard Basic Box

Ord. number: 65 405 728

- ▶ Bright and even lighting of the workspace
- ▶ Combined button controls multiple functions:
  - switch on at 50% power
  - switch on at 100% power
  - switch off
- ▶ Connecting to the accumulator via USB allows the light to function as a power bank
- ▶ Compact size and low weight

**Accumulators and charger not included in the basic pack!**







**Bluetooth**



**JOBSITE RADIO**

*CBT-02*

Power supply from the mains	<b>100-240 V</b>
Power supply from the accumulator	<b>7.2 V</b>
Accumulator	<b>Li-Ion 7.2 V/4 800 mAh</b>
FM frequency range (VHF)	<b>87.5-108 Hz</b>
Speaker	<b>2x 10 W</b>
Input	
USB	
AUX	<b>jack 3,5 mm</b>
Bluetooth	<b>4.2</b>
Output USB	<b>powerbanka 5 V/2,5 A</b>
Weight including accumulator (type)	<b>2.6 kg</b>
Protection rating	<b>IP 65</b>

**DELIVERY INCLUDES**

Li-Ion battery 7.2 V, carton box

**Obj. číslo: 65 406 326**

- ▶ FM radio: FM 87.5-108 MHz, automatic search and storage of radio stations in memory
- ▶ Bluetooth 4.2: compatible with any device equipped with Bluetooth technology
- ▶ USB port: for listening to MP3 files and charging most smartphones (5 V / 2.5 A power bank)
- ▶ AUX: 3.5 mm jack
- ▶ EQ: sound equaliser
- ▶ LCD screen: date, time, battery status
- ▶ Stereo audio system: 2x 10 W
- ▶ Power supply: AC 230 V ~ 50 Hz, DC Li-Ion accumulator 7.2 V / 4 800 mAh / 8 h
- ▶ IP65: resistance to water, dust and impact
- ▶ Design: compact, robust and lightweight design with a protective rubber-coated, impact-resistant frame

## CHJ HEATED SOFTSHELL JACKET

The Narex heated softshell jacket in a camouflage colour scheme is the perfect accessory for working in cold weather, as well as for normal wear during various outdoor activities. The jacket is breathable and resistant to wind and rain. It features a number of inside and outside pockets of various sizes, venting zips, removable hood, and sleeves with handy thumb holes.

The jacket has a total of three heating zones located by the front pockets and on the back. The heating is powered by a power bank via a USB connector located in the jacket's breast pocket (power bank not included in the basic pack!). Heating power is adjustable to three levels (low/medium/high) using a touch switch. Total heater runtime is dependent on the capacity of the power bank used and on the selected heating mode. The jacket can be washed at 40° C.

### TECHNICAL PARAMETERS

**Material:** 94% Polyester / 6% Spandex

**Sizes:** XS/S/M/L/XL/2XL/3XL

**Supply voltage / current:** 5 V / 2 A

**Weight by size:**

1.25 kg (XS)

1.28 kg (S)

1.32 kg (M)

1.41 kg (L)

1.49 kg (XL)

1.53 kg (2XL)

1.65 kg (3XL)

**Recommended power bank:** Narex PWB 10

**Heater runtime with PWB 10:** up to 10 hours

**Package contents:** CHJ heated jacket

TYPE	DESCRIPTION
CHJ-XS	Heated softshell jacket - size XS
CHJ-S	Heated softshell jacket - size S
CHJ-M	Heated softshell jacket - size M
CHJ-L	Heated softshell jacket - size L
CHJ-XL	Heated softshell jacket - size XL
CHJ-2XL	Heated softshell jacket - size 2XL
CHJ-3XL	Heated softshell jacket - size 3XL

## POWER BANK

Type	PWB 10
Interface	USB 2.0
Cell types	Lithium-Polymer
Input	Micro USB 5 V/2 A
	USB-C 5 V/2 A
Output	USB 1: 5 V / 1 A
	USB 2: 5 V / 2 A
Capacity	10,000 mAh
Charge time	4-5 hours
Weight	185 g



Ord. number: 65 406 026



## CRP WORK GLOVES

The Narex CRP work gloves in a trendy camo colour scheme are designed for dexterous, precise, and safe work with or without power tools. The pleasant,

functional cut with many practical accessories provides a high level of protection while also remaining flexible and comfortable.

- ▶ Attractive and practical camouflage design
- ▶ Comfortable and functional cut
- ▶ Breathable material with added elastic fibres
- ▶ Palm and fingertip protection by thickened artificial leather
- ▶ Palm pads to absorb impact and vibrations
- ▶ Joint protectors from thermoplastic rubber (TPR)
- ▶ Double seam in the most stressed areas
- ▶ Wrist strap for firm fastening

Ord. number: 65 405 729 (XL)  
65 406 317 (2XL)



Impact protection



Abrasion resistant



Reinforced palms



Vibration absorbent

## CTP 50 MULTI-PURPOSE BAG / TOOL BAG

The robust Narex CTP multi-purpose bag in a trendy camo pattern is designed primarily for storing and carrying cordless power tools. The bag is weatherproof

and provides ample storage space to hold multiple large tools.

- ▶ Weatherproof, camouflage design
- ▶ Large number of useful pockets
- ▶ Variable division of the storage space by hook-and-loop fastened partitions
- ▶ Comfortable padded shoulder strap
- ▶ Two top handles for ease-of-handling
- ▶ Practical rubber grip for comfortable zip operation
- ▶ Anti-slip rubber feet
- ▶ Base material: Polyester 600D
- ▶ Exterior dimensions: 450 × 250 × 340 mm
- ▶ Volume: 50 l
- ▶ Maximum load capacity 25 kg

Ord. number: 65 405 730



## EXPLANATORY NOTES TO ICONS

	<b>Electronic overload protection</b> Prevents the motor from being damaged by a jammed tool
	<b>Rundown brake</b> Braked rundown of the motor for better user safety
	<b>Automatic spindle arrest</b> Enables changing a tool with one hand
	<b>Safety clutch</b> Makes sure the tool doesn't unexpectedly jam
	<b>KICK BACK STOP</b> Turns off the machine should the tool become stuck in the material
	<b>Constant speed</b> The machine's speed remains constant when under load
	<b>Protection against Overheating</b> Prevents motor damage by long-term overload
	<b>SDS-plus</b> For swapping tools quickly (2-4 kg weight category)
	<b>SDS-max</b> For swapping tools quickly (5-10 kg weight category)
	<b>Toggle rotation off</b> For chiselling
	<b>Impact mechanism of the machine</b> For efficient screwing at high tightening torques
	<b>Electronic speed regulation</b> For setting rotation speeds based on the type of material and work
	<b>Left-/right-handed rotation</b> For fastening and unfastening
	<b>Limitation of run-up current</b> for a gradual and safe start-up
	<b>Packaging in T-LOC system</b> System for practically storing the machine and its accessories
	<b>FastFix</b> A system that allows you to rapidly change tools without the need for keys
	<b>Two-speed transmission</b> For mechanically setting the desired rotation speed
	<b>Spindle arrest</b> For changing tools quickly
	<b>Ability to switch off hammer action</b> For screwing and drilling into soft materials
	<b>Extraction</b> The machine is equipped with its own extraction system or can be connected to external dust extraction
	<b>Guidance system</b> For the precise guidance of circular saws when cutting

## EXPLANATORY NOTES TO ICONS

	<b>Fastening on the spindle</b> 1/2" square for changing tools quickly and easily
	<b>Fastening on the spindle</b> 3/4" square for changing tools quickly and easily
	<b>Fastening on the spindle</b> 1/4" hexagon for changing tools quickly and easily
	<b>Swinging motion of the saw blade</b> For high cutting output and saw blade protection
	<b>Antistatic</b> Vacuum cleaners with the ability to conduct away static charge
<b>PC</b>	<b>Press &amp; Clean</b> A system for manually cleaning the filter by equalising pressure
<b>AC</b>	<b>Auto Clean</b> A system that allows you to automatically clean the filter by equalising pressure
	<b>Operational display</b> Informs you about the status of the machine
<b>AB</b>	<b>Automatic self-balancing unit</b> Reduces vibrations by more than 50 %
	<b>High Torque</b> Machine with high torsional or tightening moment
	<b>Air filter</b> Fine polyurethane filter for collecting waste
	<b>Protection against accidental start-up</b> In case the machine accidentally switches off or a sudden power failure occurs
	<b>Weight</b> Extraordinarily low machine weight
<b>SLIM DESIGN</b>	<b>SLIM DESIGN</b> Slim ergonomic build
	<b>Cooling</b> Automatic dosing of cutting fluid
<b>BL MOTOR</b>	<b>Brushless ALL-IN-ONE motor</b> More powerful, efficient, economical and tenacious
	<b>Electronic control components</b> To indicate low voltage, overload, overheating and malfunction
	<b>Automatic LED light</b> For lighting the workspace
	<b>Ergo Fix</b> ErgoFix patented height adjustment system for comfortable work in a natural, upright stance

**Supplier**

Narex s.r.o.  
Chelčického 1932  
470 01 Česká Lípa  
Czech Republic

---

**Phone:**

+420 481 645 471-2  
+420 481 645 227

---

E-mail: [narex@narex.cz](mailto:narex@narex.cz)  
[www.narex.cz/en](http://www.narex.cz/en)

**Central Repair Service  
and Brick and Mortar Shop**

Narex s.r.o.  
U Kartounky 3382  
470 01 Česká Lípa  
Czech Republic

---

Tel.: +420 481 645 465  
E-mail: [servis@narex.cz](mailto:servis@narex.cz)

**Find us on:**

YouTube

**narex**

**[www.narex.cz](http://www.narex.cz)**